





Kitchens for Everyone

Your home is as unique as you are; your tastes and personality reflected in every colour and texture you select. When you are trusting us to design a space you'll love to live in, we ensure we are offering you something special.

Our designers are experts in understanding your style and functionality needs. Together with your builder, we will help refine your ideas, plan your space and choose your products.

We're dedicated to offering a wide range of styles and finishes for every home.



HOWDENS



BY APPOINTMENT TO
HER MAJESTY THE QUEEN
SUPPLIER OF FITTED KITCHENS
HOWDEN JOINERY LTD
LONDON



Made by Us, Available Through the Trade

Traditional values, trade quality and craftsmanship are at the heart of everything we do. That is why many of our products are UK made in our factories in Howden and Runcorn.

We recognise the importance of exceeding our customers' expectations, so when it comes to manufacturing and testing our kitchen components, we go above and beyond industry standards.

You can be assured that you are buying quality products that will function as designed for years to come.



**Manufacturing
Guild Mark**

Awarded by The Furniture Makers' Company

Buying with Howdens

Find a Builder

Only a builder can expertly fit our products. That's why you need a builder to buy from us. You can ask family and friends for recommendations, or your local Howdens can help connect you with a builder of your choice through their local network.

Book your Free Design Appointment

When you have connected with a builder, book your free design appointment at howdens.com or at your local depot. Together with you and your builder, our helpful staff will provide expert planning and guidance on which products will work best in your home.



Choose a Kitchen

With traditional and modern designs to choose from, we have a style to suit your space and budget. One of our dedicated designers will visit you in the comfort of your own home to take accurate measurements before bringing your design to life with a 3D plan.



Get it Installed

Once you are happy with your design, your builder can order the products needed for installation. With everything stocked at your local depot, your project can start without delay and if something isn't quite right, your local depot will be happy to help.







Greenwich Matt Charcoal with Natural Oak

Introducing our Kitchen Collections

Explore our range of kitchen collections to find a design to suit your lifestyle, space and budget.

Elmbridge
Page 12

Chilcomb
Page 32

Hockley
Page 58

A collection of our most luxurious ranges using premium materials and expert craftsmanship.

Fairford
Page 90

Chelford
Page 104

Clerkenwell
Page 120

A range of our most popular kitchens, offering stylish designs for any project.

Allendale
Page 136

Witney
Page 144

Greenwich
Page 150

A selection of essential styles, perfect for any space and budget.

Worktops	170
Kitchen Handles	196
Storage and Waste	206
Lighting	218
Sinks and Taps	224
Appliances	246
Flooring	288

Discover your Style

With over 100 kitchens to choose from, selecting your door style is a great place to start. We offer a range of modern and shaker kitchen families, also available in handleless and in-frame designs.



Slab Kitchens

Simply designed, slab is the go-to choice for contemporary interiors. They are minimalist and easy to personalise.

Available in:

Hockley

Greenwich



J-Pull Kitchens

Both practical and stylish, this sleek integrated handle design removes the need for handles.

Available in:

Clerkenwell



Shaker Kitchens

The framed style of the shaker door is a classic choice and can be tailored easily to complement a variety of decors.

Available in:

- Elmbridge
- Chilcomb
- Fairford
- Chelford
- Allendale
- Witney

Handleless Kitchens

For a minimal, linear design, our handleless kitchens add a modern touch to any kitchen. Choose from a variety of profiles to complete the style.

Available in:

- Chilcomb
- Hockley
- Chelford
- Greenwich

In-Frame Kitchens

For a decorative design with a bespoke look, choose our in-frame kitchens. Fitted with a border, the framed elements look classic and premium.

Available in:

- Elmbridge
- Chilcomb
- Hockley

Our Kitchen Door Finishes Explained

We offer a wide range of kitchen door finishes, from a delicate wood-grain effect to our finest reflective mirror gloss.



Gloss

A gloss finish is ideal for small spaces as it bounces light around a room to brighten dark areas.

Available in:

Clerkenwell

Greenwich



Mirror Gloss

Our most premium, reflective finish. Mirror gloss doors are available exclusively on our finest modern kitchens.

Available in:

Hockley



Matt

Practical and stylish, our matt finish doors are available in a range of popular colours.

Available in:

Chelford

Witney

Greenwich



Super Matt

A smooth super matt finish which provides stylish options for modern kitchens.

Available in:

Hockley

Clerkenwell

Greenwich



Wood-Grain Effect

Replicate the look and feel of natural timber with this wood-grain effect finish. Perfect for adding character to a space.

Available in:

Fairford

Allendale



Timber and Veneer

Made from natural timber products, these doors show the organic properties of wood giving a classic subtle grained finish.

Available in:

Elmbridge

Chilcomb



Textured

Embrace engineered style with our natural stone effect textured finishes.

Available in:

Hockley

A collection of our most luxurious ranges using premium materials and expert craftsmanship

This carefully curated range of our finest kitchens are available in handleless, in-frame and classic styles. Built with excellence, this collection offers ultimate personalisation and design.



Elmbridge

With established shaker features and stylish characteristics, our beaded Elmbridge kitchens bring a sophisticated design to any space. Page 12.



Chilcomb

Offering beautifully balanced proportions, immaculate detailing and expert craftsmanship, our Chilcomb range truly reflects the traditional shaker style. Page 32.



Hockley

Available in a range of contemporary finishes, Hockley creates sophisticated, modern designs. Choose mirror gloss, super matt, or textured doors for a striking statement. Page 58.

Elmbridge


Our most traditional shaker style, the decorative beading and solid timber frame create a beautiful and bespoke kitchen design.



Porcelain

Pebble

Dove Grey



Dusk Blue

Navy

Sage Green



The Elmbridge range is paintable, this means you and your builder can paint or spray the doors any colour you want.



Elmbridge Dusk Blue



DOORS AND FEATURES

These 20mm thick doors have a solid timber frame and a veneered centre panel with seamless joins for a premium feel in your kitchen.



Shaker



In-Frame

Elmbridge Porcelain

Timber and Veneer

Featuring a classic shaker design and timeless porcelain shade, these doors have a heritage appearance that will stand the test of time.



Elmbridge Porcelain with Highborn Aged Brass Handles



Elmbridge Porcelain with Classic Oak Cutlery Tray



Butler Sink and Victorian Swan Neck Tap



Elmbridge Porcelain with Highborn Aged Brass Handles

VINTAGE APPEAL

Complete your design by adding a mixture of aged brass handles for an antique look.

**For more ideas, search
'kitchen style ideas' on howdens.com**



Elmbridge Porcelain with Highborn Aged Brass Handles

Elmbridge Porcelain

Timber and Veneer

Pair classic porcelain kitchen doors with an in-frame design for a luxurious, timeless finish. Mix and match our authentic natural grain cabinet door colours to create a kitchen design unique to you.



Elmbridge Porcelain and Dusk Blue In-Frame with Duchess Chrome Effect Handles



Elmbridge Porcelain In-Frame with Duchess Chrome Effect Handles

ENHANCE YOUR DESIGN

Add a Victorian bridge tap to your kitchen to introduce a traditional design feature.



Winterburn Butler Sink with Victorian Bridge Tap

TIMELESS APPEAL

Choose a neutral white worktop with matching backboard to maximise light and keep the space feeling inviting.



Neff Induction Hob and Lamona Glass Cooker Hood



@shiriekemp and @martinjemp

The Kemps' Elmbridge Porcelain Kitchen

Martin and Shirlie are quite the experts when it comes to remodeling a home. The couple turned to Howdens for help when planning their new cooking space as they knew we had the quality products they needed.

For more ideas, search 'kitchen makeovers' on [howdens.com](https://www.howdens.com)



Extending the character of their period home was the primary focus for their cooking space, so any opportunity to reintroduce classic features needed to be utilised.



The couple enjoy throwing dinner parties, so they selected a Rangemaster cooker to ensure there was plenty of room to cook up a feast.



Designed from the inside out, timber drawer inserts were chosen to keep the internal areas tidy while continuing the country aesthetic.



When it came to the kitchen surface, the Kemps chose a made to measure bespoke quartz worktop for a lasting feature that was one of a kind.

Elmbridge Pebble

Timber and Veneer

Our Elmbridge Pebble kitchens are tranquil and cosy, welcoming natural colours into your home. Style the pebble shade with warm wooden features to create an inviting atmosphere.



Elmbridge Pebble In-Frame with Duchess Chrome Effect Handles



Elmbridge Pebble with Highborn Aged Brass Handles



Elmbridge Pebble In-Frame Larder with Oak Door Balconies

ORGANIC ACCENTS

Combine oak door balcony storage with solid wood worktops for a co-ordinated design.

Elmbridge Dove Grey

Timber and Veneer

Create a sophisticated scheme with these dove grey doors, which have a decorative beaded design for a stately appeal.



Elmbridge Dove Grey Larder with Oak Door Balconies



Elmbridge Dove Grey with Herringbone Pearl Grey Oak Vinyl Flooring



Elmbridge Dove Grey with Primed Corbel Shelving Brackets



Elmbridge Dove Grey with Contemporary Oak Cutlery Tray

BESPOKE ADDITIONS

Introduce classic charm by installing primed corbel brackets underneath a bespoke breakfast bar.



Elmbridge Dove Grey with Duchess and Earl Chrome Effect Handles

Elmbridge Dove Grey

Timber and Veneer

Harness heritage details in your Elmbridge kitchen with the ornate shade of dove grey. The authentic natural grain beaded detail and in-frame design elevates the humble shaker style to create timeless elegance.



Elmbridge Dove Grey In-Frame with Golden Oak Rigid Luxury Vinyl Flooring

IDEAL HOME KITCHEN WINNER

Celebrating the very best in kitchen design, the Ideal Home Kitchen Awards have selected Elmbridge Dove Grey as the Best Classic Kitchen of 2022.



Knighton Sink with Quooker Flex Boiling Water Tap



Elmbridge Dove Grey In-Frame with Contessa Brushed Nickel Handles

CONTEMPORARY LOOK

Complete your design with metallic accessories and handles to add a modern twist to an otherwise classic style.

Elmbridge Dusk Blue

Timber and Veneer

The wood-grain texture and dusk blue painted finish gives this design a heritage appearance. With an ornate beaded detail that will help to create a look for any interior.



Elmbridge Dusk Blue with Earl Pewter Handles



Elmbridge Dusk Blue In-Frame with Duchess Chrome Effect Handles

A BRIGHT SPACE

Complement this colour tone by adding white worktops to create a soothing palette.



Winterburn Butler Sink and Victorian Bridge Tap

CREATE A HERITAGE LOOK

Add a wooden plate rack to your design to echo the traditional feel of the cabinet doors.

For more ideas, search 'kitchen style ideas' on [howdens.com](https://www.howdens.com)



Elmbridge Dusk Blue with Solid Oak Plate Rack

Elmbridge Navy

Timber and Veneer

The painted finish of Elmbridge Navy has a premium feel that will elevate any interior. Combined with the decorative beaded design, the attention to detail makes a luxurious statement.



Elmbridge Navy with Highborn Aged Brass Handles



Elmbridge Navy Glass-Fronted Dresser Unit



Elmbridge Navy In-Frame with Duchess Chrome Effect Handles

BEAUTIFUL DISPLAYS

Upgrade your glass-fronted dresser unit with in-cabinet lighting to highlight your favourite crockery.

NEW Elmbridge Sage Green

Timber and Veneer

Curate a cosy interior with these timeless sage green Elmbridge doors. The pale tone highlights the authentic grain detail, creating a warm and natural aesthetic.



Elmbridge Sage Green and Porcelain with Earl Chrome Effect Handles



Winterburn Butler Sink and Bowden Bridge Tap



Elmbridge Sage Green In-Frame with Earl Blackened Copper Effect Handles

TIDY INTERIOR

With generous amounts of space, a bespoke larder can provide plenty of room to store your kitchen essentials within easy reach.



Elmbridge Sage Green In-Frame Bespoke Larder

ORGANIC SPACE


Couple the wood-grain doors with natural materials such as wood or stone to create an organic, premium style.



Elmbridge Sage Green In-Frame with Earl Blackened Copper Effect Handles

Chilcomb

Lightly visible through the painted finish, the traditional wood-grain complements the timber frame, presenting a refined shaker style.



The Chilcomb range is paintable, this means you and your builder can paint or spray the doors to any colour you want.



Chilcomb Navy In-Frame



Chilcomb Paintable in Deep Reddish Brown by Farrow & Ball

DOORS AND FEATURES

A modern twist on a classic style with subtle graining, this 20mm thick door has a timber frame with a veneered centre panel.



Shaker



In-Frame



NEW Chilcomb Charcoal Handleless


HANDLELESS



Handleless




Brushed Aluminium




Brushed Copper



NEW Brushed Brass



Matt Black



White

Chilcomb Porcelain

Timber and Veneer

This porcelain painted finish has a handcrafted look that lends itself to interiors influenced by classic style. Add bespoke features for a truly unique design.



Chilcomb Porcelain with Courtier Pewter Effect Handles



Chilcomb Porcelain with Courtier Pewter Effect Handles



Chilcomb Porcelain with Anthracite Internal Cutlery Drawer and Tray

CREATE A HARMONIOUS LOOK

Complement the light hue of the doors by opting for worktops in the same colour palette.



Butler Sink with Franke Hot Water Tap

THE FINISHING TOUCH

Include a mixture of pewter handles to punctuate the light design with dark accents.



Chilcomb Porcelain with Courtier Pewter Effect Handles

Chilcomb Porcelain

Timber and Veneer

Perfect a heritage theme with the framed design and delicate, porcelain tone of these Chilcomb cabinet doors. Update the traditional style by opting for a modern handleless design.



Chilcomb Porcelain Handleless with Brushed Aluminium Profiles



Chilcomb Porcelain In-Frame Bespoke Dresser Unit

CUSTOM BUILT

Add a bespoke dresser unit to create a decorative look.

For more ideas, search 'bespoke kitchens' on [howdens.com](https://www.howdens.com)



Chilcomb Porcelain In-Frame with Highborn Aged Brass Handles

UPGRADE TO IN-FRAME

Create a premium look that is reminiscent of period designs by adding in-frame profiles.



Chilcomb Porcelain In-Frame with Highborn Aged Brass Handles

Chilcomb Pebble

Timber and Veneer

This soft pebble tone lends itself well to those looking for a authentic natural grain aesthetic, while the painted finish offers a handcrafted look.



Chilcomb Pebble Handleless with Brushed Aluminium Profiles



Chilcomb Pebble with Duchess and Earl Chrome Effect Handles

DRAW THE EYE

Tower units add vertical lines that draw the eye up and make rooms with high ceilings look even more impressive.

COMPLEMENT THE DESIGN

Create a muted palette by choosing a pale worktop and oak timber flooring.



Chilcomb Pebble Larder with Bespoke Shelving



Chilcomb Pebble In-Frame with Earl Chrome Effect Handles

Ideal Home
KITCHEN AWARDS
HIGHLY
COMMENDED
2022

Chilcomb Dove Grey

Timber and Veneer

Create a modern take on a classic shaker with our luxurious dove grey. Popular for its contemporary neutral feel, this calming shade of dove grey offers a warm and inviting space.



Chilcomb Dove Grey with Metric Brushed Brass Handles



Chilcomb Dove Grey with Quartz Worktop, Herringbone Backboard and Belfry Antique Brass Handles

EXPERIMENT WITH DEPTH

Choose a backboard in a complementary colour to add visual interest to your design.

For more ideas, search 'backboards' on [howdens.com](https://www.howdens.com)

MODERN MEETS CLASSIC

Pair a white butler sink with a brushed steel tap for a modern take on a traditional design.



Butler Sink and Alvo Swan Neck Tap



Chilcomb Dove Grey with Metric Brushed Brass Handles

Chilcomb Dove Grey

Timber and Veneer

A versatile colour, Chilcomb Dove Grey is a stylish choice for both handleless and in-frame kitchens. Enhance a contemporary style with integrated appliances to let your cabinetry take centre stage.



Chilcomb Dove Grey Handleless with Matt Black Profiles



Chilcomb Dove Grey In-Frame with Earl Chrome Effect Handles

CHARMING DETAIL

Mirror the soft palette with tongue and groove wall panelling in a matching shade of grey to add classic charm.

WHITE TEXTURES

Take style inspiration from contemporary and classic designs by adding a white worktop to maximise light in your kitchen.



Chilcomb Dove Grey Handleless with Marble Effect Laminate Worktop



Chilcomb Dove Grey In-Frame Glass-Fronted Dresser Unit

NEW Chilcomb Charcoal

Timber and Veneer

The wood grain detail and striking charcoal tone of this door creates an attention-grabbing design. Include bespoke open shelving to showcase your favourite kitchen accessories.



Chilcomb Charcoal with Chrome Effect Courtier Handles



Chilcomb Charcoal Handleless with Brushed Aluminium Profiles

BRUSHED FINISH

Emphasise architectural lines in a linear layout with these metallic aluminium handleless profiles.

PERSONALISED DESIGN

Add bespoke shelving to your kitchen design for a premium aesthetic.



Chilcomb Charcoal In-Frame with Knurled Aged Brass with Backplate Handles



Chilcomb Charcoal with Oak Door Balconies and Wooden Drawers

Chilcomb Dusk Blue

Timber and Veneer

Breathe new life into an interior with the fresh dusk blue hue of these Chilcomb doors. The grained texture adds visual interest and organic character, creating a natural look that will always be in style.



Chilcomb Dusk Blue with Duchess and Earl Chrome Effect Handles



Franke Urban Composite Sink and Victorian Swan Neck Tap



Chilcomb Dusk Blue Glass-Fronted Dresser Unit

A CONTEMPORARY TWIST

Choose cool-toned metal handles,
such as chrome for a
contemporary update.

CRISP TONES

Complement the cool palette by pairing the
dusk blue cabinets with a white worktop and
sink to create an airy look.



Chilcomb Dusk Blue with Duchess and Earl Chrome Effect Handles

Chilcomb Dusk Blue

Timber and Veneer

Create a bespoke look with a dusk blue palette and in-frame profiles. The subtle wood-grain of the timber framed doors adds a premium finish.



Chilcomb Dusk Blue In-Frame with Earl Blackened Copper Effect Handles



Chilcomb Dusk Blue In-Frame with Earl Blackened Copper Effect Handles



Chilcomb Dusk Blue Handleless with White Profiles

LINEAR DESIGN

Emphasise long, unbroken lines with a handleless design. Contrasting coloured profiles make for an eye-catching feature.

COMPLEMENTING COLOURS

With a subtle grey undertone, our dusk blue finish complements both quartz and solid wood worktops.



Chilcomb Dusk Blue In-Frame with Earl Blackened Copper Effect Handles

Chilcomb Navy

Timber and Veneer

The navy tone and authentic wood-grain detail gives this shaker door a premium look. A great choice when curating a high-end finish, this dark shade of blue will create timeless style.



Chilcomb Navy with Knurled Brushed Nickel Effect Handles



Chilcomb Navy with Anthracite Cutlery Tray

ATTENTION TO DETAIL

Choose Knurled handles to add layers of texture to your space, offering a bespoke look that has been carefully curated.

DESIGN FEATURES

Choose rich wooden tones for flooring and other decorative features to accentuate the deep navy tone.



Chilcomb Navy with Knurled Brushed Nickel Effect Handles

Chilcomb Navy

Timber and Veneer

Our popular navy finish adds luxury and warmth to our classic Chilcomb kitchens. Upgrade to a handleless design for a chic contemporary twist.



Chilcomb Navy and Porcelain Handleless with Matt Black Profiles



Chilcomb Navy and Porcelain Handleless with Matt Black Profiles



Chilcomb Navy Handleless with Made to Measure Bespoke Quartz Worktop

BESPOKE STYLE

Complement the shaker style with tongue and groove wall panelling in a matching shade.

**For more ideas, search
'bespoke kitchens' on [howdens.com](https://www.howdens.com)**



Chilcomb Navy and Pebble In-Frame with Highborn Aged Brass Handles



Chilcomb Navy and Pebble In-Frame with Highborn Aged Brass Handles

Chilcomb Sage Green

Timber and Veneer

Bring the outdoors in with a traditional sage green kitchen. Boasting a fresh, classic look and premium wood-grain finish, opt for wooden worktops for added authenticity.



Chilcomb Sage Green with Knurled Brushed Nickel Effect Handles



Chilcomb Sage Green In-Frame with Earl Chrome Effect Handles

COUNTRY CHARACTER

Pale enough to work as a neutral, the sage green tone of these doors combines subtle style with plenty of country character.

CREATE AN ORGANIC THEME

Opt for wooden floors to create a space full of natural features.



Chilcomb Sage Green Handleless with Brushed Aluminium Profiles

NEW Chilcomb Reed Green

Timber and Veneer

This calming shade of reed green combined with natural wood grain creates a warm and welcoming tone that helps to create a tranquil environment.



Chilcomb Reed Green Handleless with Brushed Aluminium Profiles



Chilcomb Reed Green Handleless with Brushed Aluminium Profiles



Chilcomb Reed Green with Bespoke Shelving



Chilcomb Reed Green with Solid Oak Plate Rack



Chilcomb Reed Green In-Frame with Earl Chrome Effect Handles

OUTSIDE INDOORS

A fresh approach to traditional green kitchens, reed green offers a versatile tone complementing both heritage and modern designs.

**For more ideas, search
'kitchen style ideas' on [howdens.com](https://www.howdens.com)**

Hockley

Stylish, sophisticated and modern, our Hockley range will bring effortless luxury into your space.

Choose from a super matt, mirror gloss or textured finish.



White
Mirror Gloss
Super Matt

Sandstone
Mirror Gloss
Super Matt

Dove Grey
Mirror Gloss
Super Matt

Slate Grey
Mirror Gloss
Super Matt



Charcoal
Mirror Gloss
Super Matt

NEW
Marine Blue
Super Matt

Navy
Super Matt

NEW
Reed Green
Super Matt



NEW
Garnet Red
Super Matt

Concrete
Textures

Dark Stone
Textures



Hockley Super Matt Marine Blue Handleless



NEW Hockley Super Matt Reed Green In-Frame

DOORS AND FEATURES

These 18mm thick Hockley doors have a modern, linear design that looks premium and stylish.



Slab



In-Frame*



Hockley Mirror Gloss Sandstone

HANDLELESS



Handleless



Brushed Aluminium




Brushed Copper



NEW
Brushed Brass



Matt Black



White

*Only available in Hockley Super Matt ranges

Hockley White

Mirror Gloss

Create a sleek and modern space with a Hockley White kitchen. These doors look elegant in either a handle or handleless design.



Hockley Mirror Gloss White with Slimline Black Handles



Hockley Mirror Gloss White Handleless with Brushed Aluminium Profiles



Hockley Mirror Gloss White Under Sink Storage Drawer



Hockley Mirror Gloss White Handleless with Brushed Aluminium Profiles

FUNCTIONAL LIVING

Utilise difficult spaces with our range of storage solutions such as an under sink storage drawer.

**For more ideas, search
'kitchen storage' on [howdens.com](https://www.howdens.com)**



Hockley Mirror Gloss White with White Contemporary Glass Wall Cabinets

Hockley White

Super Matt

Featuring a super matt finish, our white doors soften light and reflections. These slab doors have a modest style that can be dialled up or down to suit any interior.



Hockley Super Matt White Handleless with White Profiles



Hockley Super Matt White In-Frame with Knurled Brushed Nickel Effect Handles

ON-TREND STYLE

Add pops of colour to brighten your design with metallic handles, an acrylic backboard and contrasting worktops.



Hockley Super Matt White with Metric Brushed Nickel Handles

SLEEK STORAGE

Incorporate integrated appliances and pull-out storage accessories to keep your space neat and tidy.



Miele Ovens, Microwaves and Warming Drawers

Hockley Sandstone

Mirror Gloss

For a natural, elegant design choose these Hockley doors in sandstone. Neutral and warm, this door will bring a homely, yet modern feel to your space.



Hockley Mirror Gloss Sandstone with Knurled Aged Brushed Brass Effect Handles



Hockley Mirror Gloss Sandstone Handleless with Matt Black Profiles and Black Contemporary Glass Wall Cabinets

BOLD STYLE


Choose a handleless design with matt black profiles for a striking accent.

CONTEMPORARY ACCENTS

Choose laminate wood flooring to replicate the appearance of premium timber.



Lamona Induction Hob



Hockley Mirror Gloss Sandstone with Elegant Oak Laminate Flooring

Hockley Sandstone

Super Matt

Design a serene space with these Hockley Sandstone doors. The ultimate neutral canvas, add character with statement colours and metallic accents.



Hockley Super Matt Sandstone Handleless with White Profiles



Hockley Super Matt Sandstone Bespoke Larder Pantry



Hockley Super Matt Sandstone with Trim Black Handles

DRAW ATTENTION

Upgrade to an in-frame design to make the cabinetry the centre of attention.



Hockley Super Matt Sandstone In-Frame with Earl Blackened Copper Effect Handles



Hockley Super Matt Sandstone In-Frame with Earl Blackened Copper Effect Handles

Hockley Dove Grey

Mirror Gloss

Create a contemporary design with these Hockley doors, which come in on-trend dove grey. A great option for those looking to make a room feel bright and spacious.



Hockley Mirror Gloss Dove Grey with Metric Brushed Nickel Handles



Hockley Mirror Gloss Dove Grey Handleless with Brushed Aluminium Profiles

COMPLEMENTARY COLOURS

Pick a worktop in crisp white to draw out the cool tones of the grey cabinet doors.

ILLUMINATE YOUR SPACE

Use flexible strip lighting beneath cabinets to provide ample illumination for a well-lit cooking area.



Hockley Mirror Gloss Dove Grey and Slate Grey with Slimline Brushed Steel Effect Handles

Hockley Dove Grey

Super Matt

Create a calm and peaceful space with these Hockley doors in dove grey. Enhance the super matt finish with metallic handleless accents.



Hockley Super Matt Dove Grey with Metric Brushed Brass Handles



Hockley Super Matt Dove Grey Bespoke Larder Pantry



Hockley Super Matt Dove Grey Handleless with Brushed Aluminium Profiles



Hockley Super Matt Dove Grey Handleless with Brushed Aluminium Profiles

EYE-CATCHING FEATURES

Elevate your kitchen further by choosing in-frame profiles. The subtle border of this design will add visual interest to your space.



Hockley Super Matt Dove Grey In-Frame with Ingot Black Handles

Hockley Slate Grey

Mirror Gloss

The simple, slab design of these Hockley doors lets the slate grey shade take centre stage, making it great for creating a striking statement in any space.



Hockley Mirror Gloss Slate Grey Handleless with Brushed Aluminium Profiles



Hockley Mirror Gloss Slate Grey with Slimline Brushed Steel Effect Handles

HIGHLIGHT THE DESIGN

Choose unobtrusive handles to mimic the horizontal lines created by drawer units, echoing the linear trend.



Hockley Mirror Gloss Slate Grey with Slimline Brushed Steel Effect Handles

A PERSONALISED TOUCH

Complete the design with bespoke shelving, which will break up banks of wall units for extra visual interest.



Hockley Mirror Gloss Slate Grey with Slimline Brushed Steel Effect Handles

Hockley Slate Grey

Super Matt

For a modern, industrial aesthetic opt for our premium slate grey doors. Versatile and striking black handles and appliances complete the look.



Hockley Super Matt Slate Grey with Metric Black Handles



Hockley Super Matt Slate Grey with Metric Black Handles



Hockley Super Matt Slate Grey Handleless with Matt Black Profiles

HANDLELESS PROFILES

Allow the colour and finish of the doors to take centre stage by adding handleless profiles beneath worktops and alongside towers for a striking linear look.

PERFECT FRAME

Frame your kitchen doors by adding a border to add visual interest and extra details which pay homage to traditional interiors.



Hockley Super Matt Slate Grey In-Frame with Ingot Black Handles



Hockley Mirror Gloss Charcoal with Knurled Brushed Nickel Effect Handles

Hockley Charcoal

Mirror Gloss and Super Matt

The bold tone of these charcoal doors are great for those who want to create a signature look in the home.



Hockley Mirror Gloss Charcoal Larder with Oak Door Balconies



Hockley Super Matt Charcoal Handleless with Matt Black Profiles

CONTEMPORARY FEATURES

To add depth to your design,
install a bank of glass wall
cabinets in a dark shade.



Hockley Super Matt Charcoal In-Frame
with Ingot Brushed Nickel Effect Handles

MAXIMISE STORAGE

Include tower and larger storage to
conceal appliances and create extra
space to store away essentials.



Hockley Super Matt Charcoal with Black Contemporary Glass Wall Cabinets

NEW Hockley Marine Blue

Super Matt

This deep and dramatic shade pairs perfectly with the minimalist slab design of Hockley, allowing the intense hue to stay centre of attention.



Hockley Super Matt Marine Blue Handleless with Matt Black Profiles



Hockley Super Matt Marine Blue with Knurled Aged Brushed Brass Effect Handles



Hockley Super Matt Marine Blue In-Frame

CREATE CONTRAST

Choose a bright worktop to balance the dark shade of the cabinet doors.

BOUTIQUE STYLING

The marine blue shade is reminiscent of boutique-like decors, making it a firm favourite in trend-led schemes.



Hockley Super Matt Marine Blue In-Frame with Knurled Black Handles

Hockley Navy

Super Matt

Embrace this rich shade of navy in your Hockley kitchen for a striking statement. Choose a handleless design to make the intense colour of the doors the focal point of your interior.



Hockley Super Matt Navy Handleless with Matt Black Profiles



Hockley Super Matt Navy with Metric Brushed Nickel Handles

OPULENT STYLE

Choose metallic handles to complement white quartz worktops for a luxurious look.

ON-TREND DESIGN

Make a style statement by adding our black fluted glass wall cabinets to your new kitchen.



Hockley Super Matt Navy with Metric Brushed Nickel Handles



Hockley Super Matt Navy In-Frame with Fluted Glass Wall Cabinets

NEW Hockley Reed Green

Super Matt

Reed green is a warm and inviting colour that is great for creating an enduring family home with a nature inspired scheme.



Hockley Super Matt Reed Green Handleless with Brushed Brass Profiles



Hockley Super Matt Reed Green In-Frame with Belfry Antique Grey Effect Handles

CLASSIC OR MODERN?

Switch up your design by selecting either handles or handleless profiles for a refreshing decor or a co-ordinated look.

NATURAL FINISH

Add natural character to any room by choosing wood flooring to give an organic feel to your space.



Hockley Super Matt Reed Green with Metric Black Handles



Hockley Super Matt Reed Green with Metric Black Handles

NEW Hockley Garnet Red

Super Matt

This rich and sophisticated colour will infuse your kitchen with warming character. These daring deep claret undertones are a maximalist's dream.



Hockley Super Matt Garnet Red with Belfry Antique Copper Handles



Hockley Super Matt Garnet Red Handleless with Brushed Brass Profiles



Hockley Super Matt Garnet Red Handleless with Brushed Brass Profiles



Hockley Super Matt Garnet Red and Sandstone with Belfry Antique Copper Handles

LINK LIVING AREAS

To further enhance your kitchen, incorporate your eating and entertaining experiences with a breakfast bar area to create a relaxed setting.



Hockley Super Matt Garnet Red In-Frame with Metric Black Handles



Hockley Dark Stone and Concrete

Textured

These stone effect textured doors can be mixed with other styles to inject industrial accents or used on their own to build an interior inspired by urban settings.



Hockley Textures Dark Stone and Mirror Gloss Sandstone with Trim Black Handles



Hockley Textures Concrete with Black Contemporary Glass Wall Cabinets

INJECT INDUSTRIAL ACCENTS

Combine your design with dark worktops, handles and accessories to create an interior influenced by urban settings.



Hockley Textures Concrete Bespoke Pantry

EMBRACE ENGINEERED AESTHETICS

Maximise space and continue the engineered look with anthracite internal storage drawers.

For more ideas, search 'kitchen style ideas' on [howdens.com](https://www.howdens.com)



Contemporary Oak Cutlery Tray with Additional Accessories

Explore our most popular kitchens, offering stylish designs for any home

Design your space with longevity in mind. Choose from on-trend colours, the latest styles and complementary accessories to make your kitchen the heart of your home.



Fairford

Finished with a painted wood-grain effect, the Fairford kitchen looks and feels just like real wood and has the same timeless appeal. Page 90.



Chelford

With distinctive angled edges and a wide frame, our Chelford range provides a modern, minimalistic appearance that lends itself to pared-back schemes. Page 104.



Clerkenwell

The integrated handle makes this design sleek and easy to use. Create the illusion of space with this minimalist door for an understated design. Page 120.

Fairford

Echoing the classic shaker look, the wood-grain effect of these Fairford doors replicates the natural textures of timber to add character to a space.



Porcelain

Pebble

Dove Grey

Slate Grey



Charcoal

Dusk Blue

Navy

Sage Green



Fairford Dove Grey



Fairford Sage Green

DOORS AND FEATURES

Craft your design with these 19mm thick wood-grain effect shaker doors that will stand the test of time.



Shaker



Fairford Charcoal

Fairford Pebble and Porcelain

Wood-Grain Effect

Bring a relaxed and calm feel to your kitchen with the soft shades of pebble and porcelain. The subtle wood-grained effect and neutral hue of these doors can be mixed and matched with other shades for a unique design.



Fairford Pebble with Courtier Brushed Nickel Handles



Fairford Porcelain with Herringbone Pearl Grey Oak Vinyl Flooring

HANDMADE ROOTS

Opt for timber worktops, floors and stair parts to complement the natural, handmade roots of the shaker design.

**For more ideas, search
'shaker kitchens' on [howdens.com](https://www.howdens.com)**

CREATE CONTRAST

Introduce dark metal handles in the style of hand-wrought ironmongery for an authentic antique effect.



Fairford Porcelain with Courtier Pewter Effect Handles



Fairford Porcelain Dresser Unit

Fairford Dove Grey

Wood-Grain Effect

A classic stile and rail design blended with realistic wood-grain detail, these sophisticated doors in dove grey provide a stylish backdrop for modern life.



Fairford Dove Grey with White Contemporary Glass Wall Cabinets



Fairford Dove Grey with Courtier Chrome Effect Handles

VERSATILE SPACE

Choose from a variety of cupboard options to create a bespoke fit, including drawer packs, which make storage more accessible.

For more ideas, search 'kitchen storage' on [howdens.com](https://www.howdens.com)

BESPOKE DETAIL

Brighten the design with a white quartz worktop and matching backboard. Create a seamless look by pairing with an undermount sink.

For more ideas, search 'made to measure bespoke worktops' on [howdens.com](https://www.howdens.com)



Easton Sink and Alvo Swan Neck Tap



Fairford Dove Grey with White Marble Effect Quartz Worktop

Fairford Slate Grey and Charcoal

Wood-Grain Effect

Choose dark shades to fuse past and present styles with these classic, shaker doors - great for those wanting a refined design.



Fairford Slate Grey with Knurled Aged Brushed Brass Effect Handles



Fairford Slate Grey with Knurled Aged Brushed Brass Effect Handles



Fairford Charcoal with Contessa Aged Brass Handles

ORGANISED STORAGE

Utilise corner space with a larder unit to suit. A flexible storage solution, this design makes ingredients and groceries easy to find.

CONTRASTING ACCESSORIES

Punctuate the dark units with brass handles, offering a bright tone for an eye-catching look.



Fairford Charcoal with Contessa Aged Brass Handles



Fairford Charcoal Corner Larder Unit

NEW Fairford Dusk Blue

Wood-Grain Effect

Invite fresh tones of dusk blue into your classic shaker style kitchen with these wood-grained effect doors.



Fairford Dusk Blue with Courtier Brushed Nickel Handles



Fairford Dusk Blue with Courtier Brushed Nickel Handles



Fairford Dusk Blue with Courtier Brushed Nickel Handles

AMPLE STORAGE

With a selection of different cabinetry, create a bespoke dresser or larder unit for plenty of storage for a modern life.

**For more ideas, search
'blue kitchens' on [howdens.com](https://www.howdens.com)**

Fairford Navy

Wood-Grain Effect

Create a sophisticated place to relax in your kitchen with a rich, navy tone and realistic wood-grain detail. Add wall units and bespoke shelving to customise the layout to add a luxurious look.



Fairford Navy with Highborn Aged Brass Handles



Fairford Navy and Dove Grey with White Contemporary Glass Wall Cabinets

MIX AND MATCH

Complement the deep navy Fairford doors with a lighter shade to keep a room feeling bright and open.

INVITE WARMTH

Add organic character with solid wood worktops for a rustic twist, making your space feel cosy and inviting.



Fairford Navy with Highborn Aged Brass Handles

Fairford Sage Green

Wood-Grain Effect

Inspired by nature, this shade of green gives a natural tone to this classic shaker door design. Highlight the rich palette with lighter features to create an on-trend interior.



Fairford Sage Green with Belfry Antique Grey Effect Handles



Fairford Sage Green with Solid Oak Internal Cutlery Drawer



Fairford Sage Green with Belfry Antique Grey Effect Handles

CLASSIC DETAIL

This timeless shade of green pairs well with weathered handles such as antique grey or blackened copper.

**For more ideas, search
'green kitchens' on [howdens.com](https://www.howdens.com)**

Chelford

A contemporary twist on a classic design, our Chelford family offers our most modern shaker kitchens. The smooth finish lends itself to pared-back schemes or a modern take on a rural look.



White

Ivory

Pebble

Dove Grey

Slate Grey



Charcoal

Dusk Blue

Navy

NEW
Fir Green

The Chelford range is paintable, this means you and your builder can paint or spray the doors any colour you want.



NEW Chelford Fir Green



Cheford Dusk Blue Handleless

DOORS AND FEATURES

This 19mm thick contemporary shaker door has a distinctive wide smooth frame with beveled edging.



Shaker








Cheford Paintable Handleless in Yellow-Pink by Little Greene

HANDLELESS



Handleless

-  Brushed Aluminium
-  Brushed Copper
- NEW**  Brushed Brass
-  Matt Black
-  White

Chelford White

Matt

The soft white colour of these shaker style doors is ideal for creating both classic and modern looks.



Chelford White with Metric Brushed Brass Handles



Chelford White with Metric Brushed Brass Handles



Chelford White Handleless with Matt Black Profiles

MONOCHROME ACCENTS

Choose matt black handleless profiles to add a monochrome accent to your space.

INTEGRATED DESIGN

Maximise the clean look by incorporating rows of tower units and integrated appliances into your kitchen design.



Chelford White Handleless with Matt Black Profiles

Chelford Pebble and Ivory

Matt

These soft pebble and ivory shades set the foundation for a calm and tranquil design. Easy to accessorise, these shades will introduce classic charm to your space.



Chelford Pebble with Earl Pewter Handles



Chelford Pebble Handleless with Matt Black Profiles

CONTINUE THE UNDERSTATED FEEL

Choose a white worktop to create a light, bright feel. Combine with grey flooring to draw out the cool tones in the room for a harmonious look.

ADD HERITAGE CHARM

Complete the design with accessories and accents in a brushed nickel effect to match the muted colour palette of the doors.



Chelford Ivory with Courtier Brushed Nickel Handles

Chelford Dove Grey and Slate Grey

Matt

The subtle bevelled edge and versatile grey palette of these Chelford doors offers a modern look. Suited to a vast range of textures and colours, this design can be dressed up or down.



Chelford Dove Grey with Metric Black Handles



Chelford Dove Grey Handleless with Matt Black Profiles



Chelford Slate Grey with Courtier Pewter Effect Handles



Chelford Slate Grey Handleless with Matt Black Profiles

BRING THE OUTSIDE IN

Choose natural materials for flooring and shelving to add timeless texture to your design.

Chelford Charcoal

Matt

This bold charcoal shade evokes an industrial atmosphere. Incorporating core elements of metal and wood enhances the drama of this deep hue.



Chelford Charcoal Handleless with Matt Black Profiles



Chelford Charcoal with Belfry Antique Grey Effect Handles

ORGANISED DESIGN

Make your cabinets beautiful inside and out with an oak door balcony.



Chelford Charcoal Larder with Oak Door Balcony

COLOUR COMBINATIONS

Incorporate your favourite quirky tones by playing with colour. Explore our paintable range to bring your unique vision to life.



Chelford Charcoal and Paintable in Pink Slip by Little Greene

Chelford Dusk Blue

Matt

Add a fresh and airy feel with dusk blue to create a striking statement.
This door offers a modern approach to shaker design,
making it a versatile choice for any layout.



Chelford Dusk Blue with Black Contemporary Glass Wall Cabinets



Chelford Dusk Blue Handleless with Matt Black Profiles



Chelford Dusk Blue Handleless with Matt Black Profiles



Chelford Dusk Blue with Lamona Gas Hob

ENTERTAINING

Hobs are the heart of the kitchen, great for creating quick meals for large families or those who love to entertain.

**For more ideas, search
'hobs' on [howdens.com](https://www.howdens.com)**

Chelford Navy

Matt

Combine contemporary, linear design and classic, shaker style with this Chelford door in navy. Opt for a row of drawers to create uninterrupted lines through a room.



Chelford Navy with T-Bar Stainless Steel Effect Handles



Chelford Navy Handleless with Matt Black Profiles



Chelford Navy with T-Bar Stainless Steel Effect Handles

BESPOKE FEATURES

Co-ordinate bespoke shelving with your worktop and display your favourite items.

NEW Chelford Fir Green

Matt

Make a statement with the deep tone of fir green combined with the matt finish of Chelford. Bring your design alive with contrasting white worktops and metallic accents for an opulent style.



Chelford Fir Green with Metric Brushed Brass Handles



Victorian Bridge Tap and Winterburn Butler Sink



Chelford Fir Green with Fluted Glass Wall Cabinets

CURATED FEATURES

Create an industrial scheme with these on-trend fluted glass cabinets with vertical grooves.

METALLIC DETAIL

Introduce metallic accents to create a luxe look.



Chelford Fir Green Handleless with Brushed Brass Profiles

Clerkenwell

Create crisp and contemporary lines with our Clerkenwell kitchens. Complete with an integrated J-Pull handle, achieve a sleek look that lasts.



White
Gloss
Super Matt

Sandstone
Gloss
Super Matt

Dove Grey
Gloss
NEW Super Matt

Slate Grey
Gloss
Super Matt



Charcoal
Gloss
Super Matt

NEW
Marine Blue
Super Matt

Navy
Super Matt



NEW Clerkenwell Super Matt Dove Grey



DOORS AND FEATURES

At 19mm thick, this J-Pull integrated handle door offers a weighty feel that adds to a premium effect.



J-Pull



Clerkenwell White

Gloss and Super Matt

Create a soothing sanctuary with the white shade of this Clerkenwell door, echoing Scandinavian design features.



Clerkenwell Super Matt White



Clerkenwell Super Matt White



Clerkenwell Gloss White



Clerkenwell Gloss White

FRESH AND CRISP

Choose a pale worktop to create a clean and minimalist feel. Add natural textures by introducing laminate wood flooring.



Clerkenwell Gloss White

Clerkenwell Sandstone

Gloss and Super Matt

With its warm undertones and symmetrical design, these Clerkenwell doors create an ultra-modern kitchen. Extremely versatile, this combination creates a calming feel in homes both old and new.



Clerkenwell Gloss Sandstone



Clerkenwell Gloss Sandstone with Anthracite Cutlery Tray

FINISH IN STYLE

The muted finish and integrated j-pull handle design crafts a minimal design which is perfect for busy kitchens.



Clerkenwell Super Matt Sandstone

BESPOKE ADDITIONS

Add a breakfast bar to create extra space to enjoy casual meals with family or entertain guests over coffee.

**For more ideas, search
'bespoke kitchens' on [howdens.com](https://www.howdens.com)**



Clerkenwell Super Matt Sandstone

Clerkenwell Dove Grey

Gloss and Super Matt

For a contemporary kitchen, choose a sleek shade of grey. With an integrated handle design that creates a horizontal line across the top, this door offers a subtle way to create a linear look.



Clerkenwell Super Matt Dove Grey



Clerkenwell Gloss Dove Grey



Clerkenwell Gloss Dove Grey

UNBROKEN LINES

Make a powerful design statement with unbroken lines that gives a wonderful smooth and elegant appearance.

Clerkenwell Slate Grey and Charcoal

Gloss and Super Matt

The dark shades of these Clerkenwell doors offer an understated design with maximum impact. The sleek integrated handle style complements a linear kitchen.



Clerkenwell Gloss Slate Grey



Clerkenwell Super Matt Slate Grey



Clerkenwell Gloss Charcoal



Clerkenwell Super Matt Charcoal

STAND OUT STYLE

Enhance your design with an acrylic or tile effect backboard to create visual interest and add a personalised touch.

NEW Clerkenwell Marine Blue

Super Matt

Showcasing a super matt finish and a deep marine blue shade, this trailblazing combination is sure to impress. Dark additions bring a modern yet minimalistic atmosphere.



Clerkenwell Super Matt Marine Blue



Clerkenwell Super Matt Marine Blue



Clerkenwell Super Matt Marine Blue

ADDING TEXTURE

Add texture by adding visual interest with fluted glass cabinets.

Clerkenwell Navy

Super Matt

Let the bold hue of navy take centre stage in your kitchen. Accentuate the dark shade with chevron flooring and a bespoke breakfast bar to create an impactful design.



Clerkenwell Super Matt Navy with Chevron Light Oak Laminate Flooring



Light Grey Granite Composite Sink and Rienza Swan Neck Tap

STYLISH FUNCTIONALITY

Make your kitchen beautiful inside and out with a stylish yet practical full-height larder.

For more ideas, search 'kitchen storage' on [howdens.com](https://www.howdens.com)



Clerkenwell Super Matt Navy with Full-Height Swing-Forward Larder

INTRODUCE LIGHT

Choose white worktops to soften the intense shade of the doors.



Clerkenwell Super Matt Navy

Essential styles for any space and budget

From compact spaces that require careful planning to updating a large floor plan at a fraction of the price, these designs offer value and style when updating your home.



Allendale

The realistic wood-grain finish and narrow frame of Allendale makes it suitable for both modern and traditional homes. Page 136.



Witney

For a modern take on shaker style, select our new Witney collection. The wide border and matt finish makes these doors suitable for classic and contemporary interiors on any budget. Page 144.



Greenwich

Versatile and easily customised, Greenwich doors have a simple, slab style that is practical, long-lasting, and affordable. Page 150.

Allendale

This slimline, shaker style offers an understated take on classic design thanks to its framed look and realistic wood-grain finish.



Antique White

Dove Grey

Slate Grey

Navy



Allendale Dove Grey



Allendale Antique White

DOORS AND FEATURES

These 16mm thick doors have a realistic wood-grain effect that re-creates the look of premium timber for less.



Shaker



Allendale Slate Grey

Allendale Antique White

Wood-Grain Effect

When combined with our classic Allendale style, this antique shade of white makes a space appear light and inviting.



Allendale Antique White with Belfry Antique Grey Effect Handles



Allendale Antique White with Belfry Antique Grey Effect Handles



Ashworth Sink and Alvo Swan Neck Tap

THE FINISHING TOUCH

Finish this look by adding antique grey handles, which will punctuate the light design with dark tones.

Allendale Dove Grey and Slate Grey

Wood-Grain Effect

Choose a chic shade of grey with these Allendale doors to create a stylish colour palette. Complementing modern and classic interiors alike, this shade is easily customised with a choice of finishing features.



Allendale Dove Grey with Courtier Pewter Effect Handles



Allendale Slate Grey with Metric Brushed Brass Handles

WARM ACCENTS

Choose brass effect handles to introduce warmth. Mix and match cup and knob handles for an eclectic aesthetic.

NATURAL STYLE

Add tongue and groove wall panelling to a design to mirror the wood-grain texture of the kitchen doors.



Allendale Slate Grey with Metric Brushed Brass Handles

Allendale Navy

Wood-Grain Effect

This dark shade of navy gives Allendale a dramatic update. Lift the deep colour by choosing pale worktops, keeping your space looking light and open.



Allendale Navy with Courtier Chrome Effect Handles



Allendale Navy with Courtier Chrome Effect Handles

OPEN AND BESPOKE

Choose bespoke open shelving to add organic character to the cool scheme for a cosy feel.



Lamona Single Oven

CREATE OPULENCE

Complete the design with small, chrome effect handles in a knob style for timeless appeal.



Allendale Navy with Bespoke Shelving

Witney

Featuring a smooth finish and square edge, these Witney fronts offer a contemporary twist on traditional shaker style at a fraction of the price.



White

Dove Grey

Slate Grey



Witney Dove Grey



Witney White

DOORS AND FEATURES

These 16mm thick doors offer a timeless choice thanks to its smooth exterior and simple frame that make is easy to style across the changing trends.



Shaker



Witney Slate Grey with Witney White

Witney White

Matt

Offering a blank canvas to build upon, white is a prime partner for Witney as its time honoured tone reflects the long-lasting appeal of its smooth surface.



Witney White with Courtier Chrome Effect Handles



Witney White with Courtier Chrome Effect Handles

CO-ORDINATED STYLE

Add wood-effect worktops and flooring in matching shades to create a design inspired by nature.



Witney White with Courtier Chrome Effect Handles

STREAMLINE DESIGN

Choose integrated appliances to maximise worktop space, making a room feel more spacious.



Abberton Sink and Rienza Swan Neck Tap

Witney Dove Grey and Slate Grey

Matt

The grey shades and square frame of these Witney doors lend well to homes inspired by minimal interiors. Combined with its smooth exterior, this design is great for busy families as its easy to maintain.



Witney Dove Grey with T-Bar Brushed Brass Effect Handles



Witney Slate Grey and White

GEOMETRIC STYLE

Choose a patterned backboard to create a stand-out style statement.

**For more ideas, search
'backboards' on [howdens.com](https://www.howdens.com)**

STORAGE TO SUIT

Personalise a design with a selection of extra tall and extra deep cabinets in sizes for all layouts.



Broadstone Open-Fronted Sink and Nevola Swan Neck Tap



Witney Slate Grey with Moulded Silver Cutlery Tray

Greenwich

Adding lifespan to a design, these Greenwich doors have a simple slab exterior that is easy to style for different trends at low-cost.




White
Gloss
Super Matt
Matt

Sandstone
Gloss
Matt

Dove Grey
Gloss
Matt

Slate Grey
Gloss
Matt



NEW
Charcoal
Matt

Navy
Matt

Light Grey Oak
Matt

Natural Oak
Matt



Greenwich Matt Slate Grey Handleless



Greenwich Matt Natural Oak

DOORS AND FEATURES

Lightweight and low maintenance, these 15mm and 16mm thick Greenwich doors offer a contemporary look that can be personalised with ease.



Slab








NEW Greenwich Charcoal Handleless

HANDLELESS



Handleless

-  Brushed Aluminium
-  Brushed Copper
- NEW**  Brushed Brass
-  Matt Black
-  White

Greenwich White

Gloss, Super Matt, and Matt

For a lighter, brighter kitchen, pair the simple slab style of Greenwich with a crisp white tone to make a room appear open and more spacious.



Greenwich Super Matt White Handleless with Brushed Aluminium Profiles



Greenwich Gloss White Handleless with Brushed Aluminium Profiles

UPGRADE A DESIGN

Extend the pared-back look of these simple doors by going handleless with metallic profiles. Choose chrome for a subtle take on this linear look.



Granite Composite Compact Sink and Strona Right Angled Tap

FLEXIBLE SPACE

Choose matching cabinets to create a dedicated workspace for remote working at home.

For more ideas, search 'home office' on [howdens.com](https://www.howdens.com)



Greenwich Gloss White with Metric White Handles

Greenwich Sandstone

Gloss and Matt

Combine the simple, slab design of Greenwich doors with a neutral hue, like Sandstone, for a kitchen that is as pared-back as it is practical.



Greenwich Gloss Sandstone with Belfry Antique Grey Effect Handles



Greenwich Matt Sandstone with Metric Black Handles

CREATE CONTRAST

Complete the look with black handles, that create contrast with the soft shade.

ADD WARMTH

Choose wood flooring and worktops to add depth and character to a kitchen design.



Greenwich Gloss Sandstone Handleless with Brushed Aluminium Profiles



Greenwich Matt Sandstone Handleless with Matt Black Profiles

Greenwich Dove Grey

Gloss and Matt

Create a soothing space with these Greenwich Dove Grey doors, that offer a simple backdrop to compact cooking areas and open-plan formats.



Greenwich Gloss Dove Grey with Slimline Brushed Steel Effect Handles



Greenwich Gloss Dove Grey Handleless with Matt Black Profiles



Greenwich Matt Dove Grey with Bickern Nickel Effect Handles

NATURAL FEATURES

Bring organic texture to a space by installing tongue and groove wall panelling in a complementary shade.

MINIMALIST DESIGN

Continue a cool palette by choosing trims in aluminium. These metallic profiles will create leading lines that will add luxe detail to a handleless design.



Greenwich Matt Dove Grey Handleless with Brushed Aluminium Profiles

Greenwich Slate Grey

Gloss and Matt

The streamlined design of Greenwich paves the way to play with colour. Dip a toe into deeper tones, like slate grey, to elevate a cooking space.



Greenwich Matt Slate Grey Handleless with Brushed Aluminium Profiles



Greenwich Gloss Slate Grey with Metric Brushed Nickel Handles

MONOCHROME APPEARANCE

Contrast the intense shade of the doors by choosing pale tone worktops.

ORGANISING YOUR ITEMS

Organise a compact cooking area so that it is easier to use and find your belongs.



Greenwich Matt Slate Grey with Bickern Nickel Effect Handles

NEW Greenwich Charcoal

Matt

The dark, bold tone of this charcoal slab door creates a signature look in any home.
Create a feature by adding wooden tones to your wall units.



Greenwich Charcoal and Natural Oak with Metric Black Handles



Greenwich Matt Charcoal Handleless with Brushed Aluminium Profiles

SMALL SPACES

Create the illusion of a bigger room by streamlining all cabinets to one or two walls. This not only saves on floor space, but allows for a functional area when integrated with storage accessories.

TRY OUT TWO-TONES

Mix and matching colours can make a room look deceptively large. Pair dark base and tower units with a natural oak pale colour.



Greenwich Matt Charcoal with Moulded Silver Cutlery Tray

Greenwich Navy

Matt

Transform Greenwich doors with eye-catching navy to create a luxe look for less.
Upgrade to handleless for the ultimate take on this refined interior style.



Greenwich Matt Navy with Metric Brushed Nickel Handles



Greenwich Matt Navy Handleless with Brushed Copper Profiles



Lamona Integrated Fridge Freezer

A LUXE LOOK

Replicate the look and feel of precious metals with copper profiles.

Greenwich Natural Oak and Light Grey Oak

Matt

Taking its cue from nature, these timber tones will add character to simple Greenwich doors without the cost or upkeep of real wood.



Greenwich Matt Natural Oak with Ingot Black Handles



Greenwich Matt Natural Oak Handleless with Brushed Aluminium Profiles



Greenwich Matt Light Grey Oak with Metric Black Handles

INDUSTRIAL SCHEME

Choose a metro tile backboard and stainless steel appliances to create an industrial design.

MULTI-FUNCTIONAL

Whether working from home or a frequent host, choose features that make a kitchen multi-functional.



White Laminate Worktop



Greenwich Matt Light Grey Oak Handleless with Brushed Aluminium Profiles

Our Rigid Cabinets Received a **Which? Best Buy**



Antibacterial Kitchen Cabinets

All Howdens cabinets come with antibacterial properties on the shelves, sides and back panels, which has proven to prevent the growth of bacteria over 24 hours.



25 Year Cabinet Guarantee

All our rigid cabinets are factory assembled by skilled craftspeople and come with a 25 year guarantee as standard, so you and your builder can be confident they're built with precision and to last.

Choose your Rigid Cabinet Colour

Our cabinets are factory assembled by expert craftspeople and are available in three different colours.



White



Light Grey Oak



Natural Oak

Handleless Cabinet Colour


Our pre-built handleless cabinets come ready to install. This cabinet is available in slate grey.



Slate Grey Handleless

Handleless Profiles

Highlight linear features by choosing from our five handleless profiles.




Our Kitchens in Real Homes

Visit [howdens.com](https://www.howdens.com) to view inspiration for your new kitchen from real customers' homes across the UK.



@country_home_project - Elmbridge Dove Grey page 22



@pablosfirstgarden - Fairford Porcelain page 92



Rated Excellent*
Over 25,000* reviews

*Rating and number of reviews correct as of April 2022

Achieving the look for less regardless of budget personalised by you



@housenumberthree_ - Allendale Dove Grey page 140



@beth_whitstable - Greenwich Matt Charcoal page 160



Complete Your Kitchen

A beautiful kitchen design is elevated by seamless functionality and usability. That's why we offer a complete range of kitchen products designed to boost style, improve functionality and make the most of every inch.

LAMONA

at the heart of the kitchen





Worktops	170
Kitchen Handles	196
Storage and Waste	206
Lighting	218
Sinks and Taps	224
Appliances	246
Flooring	288

Worktops

Your worktops need to be beautifully crafted and durable to withstand the wear and tear of everyday life.

Discover our luxurious range of new bespoke made to measure worktops, offering the most durable functionality in a range of beautiful designs.





Made to Measure Bespoke Worktops

From page 174

Luxurious quartz and acrylic surfaces, customised to your unique kitchen space.

Quartz Worktops

From page 180

Durable and beautiful options that last.



Wood Worktops

From page 184

Accentuate your kitchen with a traditional worktop choice, available in solid or engineered wood.

Laminate Worktops

Create a modern look with our popular compact laminate range (from page 182), or choose from our wide selection of classic laminate worktops (from page 186).

Made to Measure Bespoke Worktops

Your worktop is a key focal point in the kitchen; fundamental to both the aesthetic and functionality of your space. For a truly customised experience, our range of over 25 decors can be tailored to your kitchen space and lifestyle.



CUSTOMISED FOR YOU

Tailored to your specific individual needs.
Designed and cut to fit any space perfectly,
whether in the kitchen, office, or utility room.



SEAMLESS FINISH

The bespoke worktop
service allows you to create
larger worktops with fewer
joints for a desirable,
uninterrupted aesthetic.



INTEGRATED SINKS

For a truly seamless look, your sink can be fabricated from the same material as your worktop, creating a superior finish.

FINISHING EDGES

Available in 3 edge profiles to create the look of your choice.



Double Pencil
Edge Profile



Double Bevel
Edge Profile



Shark Nose
Edge Profile

Made to Measure Bespoke Quartz Worktops

Designed uniquely to your space, this beautiful polished quartz worktop is available in a wide range of decors.

- **Ideal for large bespoke spaces**
- **Can be cut to any design including drainer grooves or curves**
- **Stain, scratch and heat resistant**
- **25 year warranty**


silestone[®]
Designed by COSENTINO



Silestone[®] White Marble Arabesque Effect




Silestone[®] Bianco Calacatta



Silestone[®] White Marble Effect




Silestone[®] White



Silestone[®] Miami White



Silestone[®] Eternal Calacatta Gold



Silestone[®] Bianco Maple




Silestone[®] White Mirror Chip





Made to Measure Bespoke Quartz Worktops

NEW



Silestone® Miami Vena

NEW




Silestone® Ethereal Glow

NEW




Silestone® Ethereal Noctis




Silestone® Desert Silver




Silestone® Alpina White



Silestone® Grey



Silestone® Grey Mirror Chip




Silestone® Charcoal Marble Effect



Silestone® Black Mirror Chip



Silestone® Eternal Marquina




Silestone® Eternal Marquina Worktop and Upstand

Made to Measure Bespoke Acrylic Worktops

The semi-matt acrylic material is durable and repairable, delivering a stylish finish that lasts.


- **Semi-matt finish**
- **Ideal for large spaces**
- **Repairable**
- **Can be cut to any design including drainer grooves or curves**
- **Excellent resistance to staining**
- **10 year warranty**



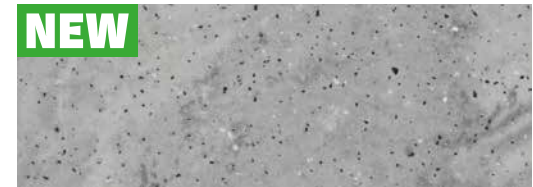
Apollo Ice White



Apollo Copper Pearl




Apollo Sea Mist




Apollo Marmo Mare Venato



Apollo Marmo Bianco



Apollo White Carrara



Apollo Satin Grey



Apollo Crushed Cotton

NEW



Apollo Polar White

NEW



Apollo Snowflake



Matching Sinks

A sink fabricated with your acrylic worktop material creates a desirable linear finish, creating a premium look.

For more ideas, search 'acrylic worktops and sinks' on [howdens.com](https://www.howdens.com)

Quartz Worktops

Choose a modular quartz worktop to create a striking contrast to heritage designs or blend seamlessly with a contemporary finish.


- Available in 1.4m, 1.9m and 2.8m pre-cut lengths
- Stain-resistant and hard-wearing
- Easy to clean
- Non-porous material
- Variety of formats
- 25 year warranty
- All decors available in made to measure bespoke worktops




Silestone[®] White Marble Arabesque Effect
20mm WOH5600*
AVAILABLE IN MADE TO MEASURE BESPOKE



Silestone[®] White Marble Effect
20mm WOH8800*
AVAILABLE IN MADE TO MEASURE BESPOKE



Silestone[®] White
20mm WOH9600*
AVAILABLE IN MADE TO MEASURE BESPOKE



Silestone[®] Miami White
20mm WOH5200*
AVAILABLE IN MADE TO MEASURE BESPOKE



Silestone[®] White Mirror Chip
20mm WOH8200*
AVAILABLE IN MADE TO MEASURE BESPOKE




Silestone[®] Light Grey Marble Effect Suede Finish
20mm WOH5500*




Silestone[®] Sandstone
20mm WOH5400*



Silestone[®] Coral
20mm WOH5300*



Silestone® Grey
20mm WOH7900*
AVAILABLE IN MADE TO MEASURE BESPOKE



Silestone® Grey Mirror Chip
20mm WOH8700*
AVAILABLE IN MADE TO MEASURE BESPOKE



Silestone® Black
20mm WOH9800*



Silestone® Black Mirror Chip
20mm WOH8000*
AVAILABLE IN MADE TO MEASURE BESPOKE



Silestone® Charcoal Marble Effect
20mm WOH5700*
AVAILABLE IN MADE TO MEASURE BESPOKE

Wood Worktops

Add an organic and natural feel, complementing both traditional and modern kitchens with a oak worktop.

Solid wood Worktops

- **Strong, durable and versatile**
- **Each worktop is unique**
- **Can be sanded**
- **Ask your builder for a profiled edge**
- **A variety of finishing oils available to preserve and enhance the natural look**

Engineered Wood Worktop

- **Sustainably sourced**
- **Pre-finished**
- **No need to treat or stain**

Solid Wood Worktops



Oak Block*
40mm WOH0980 / 27mm WOH0950
Breakfast bar / upstand available



Rustic Oak Block*
40mm WHS0930*¹
Breakfast bar / upstand available

Engineered Wood Worktop



Engineered Oak Block*
38mm WTP0060
Breakfast bar / upstand available



Solid Oak Block Worktop and Upstand

Solid Oak Finishings



Solid Oak Block
No coating



Solid Oak Block
2 Coats of White Osmo oil*2
GAR0543



Solid Oak Block
2 Coats of Prime Worktop oil*2
WRK3595



Solid Oak Block
2 Coats of Terra Osmo oil*2
GAR0544



Solid Oak Block
2 Coats of Worktop Wax oil*2
WRK4015



Solid Oak Block
2 Coats of Graphite Osmo oil*2
GAR0545



Solid Oak Block
2 Coats of Plastic Coating & Hardener*2
GAR0580



Solid Oak Block
2 Coats of Clear Osmo oil*2
GAR0546



Solid Oak Block Worktop with Upstand

Compact Laminate Worktops

Combine the benefits of hard-wearing laminate with a thin edge for a slick and contemporary look.

- **Add drainer grooves**
- **Waterproof**
- **Easy to maintain**
- **Variety of textures**
- **No additional edging required**



White Marble
Square edged 12mm WOK2160
Breakfast bar / backboard / upstand available
Edge colour: White



Deep Veined White Marble
Square edged 12.5mm WOK5660
Breakfast bar / backboard / upstand available
Edge colour: White



Pacific Grey Marble
Square edged 12mm WOK7260
Breakfast bar / backboard / upstand available
Edge colour: Grey



Urban Grey Concrete
Square edged 12mm WOK2660
Breakfast bar / backboard / upstand available
Edge colour: Grey



Woodstone Grey
Square edged 12.5mm WHT7160
Breakfast bar / backboard / upstand available
Edge colour: Black



Caldeira
Square edged 12.5mm WHT7060
Breakfast bar / backboard / upstand available
Edge colour: Black



Lightning Grey Marble
Square edged 12.5mm WOK6660
Breakfast bar / backboard / upstand available
Edge colour: Black




Blackened Steel
Square edged 12mm WOK5560
Breakfast bar / backboard / upstand available
Edge colour: Black



Laminate Worktops

Choose a hard-wearing laminate worktop to replicate the colour and texture of a variety of materials.

- **Easy to maintain**
- **Hard-wearing**
- **Available in wood, stone, concrete and quartz effects**
- **Made from recycled chipboard**




Super Matt White
Square edged 22mm WHT6460 **F**
Square edged 38mm WHT6660 **F**
Breakfast bar / backboard / upstand available



White / Grey Marble
Square edged 38mm WHT1360 **F**
Bullnose 38mm WHT8060 **F**
Breakfast bar / backboard / upstand available



Calacatta Marble
Square edged 22mm WHT7360 **F**
Square edged 38mm WHT8360 **F**
Breakfast bar / backboard / upstand available



White
Bullnose 28mm WKP0564 **F**
Bullnose 38mm WKP4360 **F**
Breakfast bar / backboard / upstand available




Calacatta Mineral
Square edged 22mm WOK9860 **F**
Breakfast bar / backboard / upstand available



Storm Grey Marble
Square edged 22mm WOK0960 **F**
Breakfast bar / backboard / upstand available



Quartzstone White
Bullnose 38mm WHT9160 **F**
Breakfast bar / backboard / upstand available



White Sparkle Quartz
Square edged 22mm WOK5760 **F**
Square edged 38mm WOK5860 **F**
Breakfast bar / backboard / upstand available



White Mirror Chip
Bullnose 38mm WOK5060 **F**
Upstand available



Venus Marble
Square edged 22mm WOK8960 **F**
Breakfast bar / backboard / upstand available



Travertine
Square edged 22mm WOK7360 **F**
Breakfast bar / backboard / upstand available



Biancostone
Bullnose 38mm WOK6060 **F**
Breakfast bar / backboard / upstand available



Speckled Stone
Square edged 38mm WOK7160 **F**
Breakfast bar / backboard / upstand available



Super Matt Slate Grey
Square edged 22mm WOK9760 **F**
Breakfast bar / backboard / upstand available



Quartzstone Light Grey
Bullnose 38mm WHT9560 **F**
Breakfast bar / backboard / upstand available



Light Stone
Square edged 38mm WKP1860 **F**
Bullnose 38mm WOK0160 **F**
Breakfast bar / backboard / upstand available



Biancostone Laminate Worktop and Upstand

Laminate Worktops



Stratus Black Marble
Square edged 22mm WOK5260 **F**
Breakfast bar / backboard / upstand available



Light Grey Mirror Chip
Square edged 38mm WHT8660 **F**
Breakfast bar / backboard / upstand available



Light Grey Marble
Square edged 22mm WOK1260 **F**
Breakfast bar / backboard / upstand available




Tempest Grey Marble
Square edged 22mm WOK5360 **F**
Breakfast bar / backboard / upstand available



Character Stone
Square edged 38mm WOK9960 **F**
Breakfast bar / backboard / upstand available



Magma Concrete
Bullnose 38mm WOK5960 **F**
Breakfast bar / backboard / upstand available



Silver Grey Concrete
Square edged 22mm WOK9560 **F**
Breakfast bar / backboard / upstand available




Grey Concrete
Square edged 38mm WHT5660 **F**
Breakfast bar / backboard / upstand available



Grey Marble
Square edged 22mm WHT8160 **F**
Breakfast bar / backboard / upstand available

Laminate Worktops



Grey Mirror Chip
Square edged 38mm WHT8760 **F**
Breakfast bar / backboard / upstand available



Oxidised Metal
Square edged 22mm WOK0760
Breakfast bar / backboard / upstand available



Quartzstone Grey
Bullnose 38mm WHT9360 **F**
Breakfast bar / backboard / upstand available



Charcoal
Bullnose 38mm WKP4660 **F**
Backboard / upstand available




Black Granite
Bullnose 28mm WHT0964 **F**
Bullnose 38mm WHT4160 **F**
Breakfast bar / backboard / upstand available



Pure Slate
Square edged 38mm WOK6260 **F**
Breakfast bar / backboard / upstand available



Onyx Blackstone
Bullnose 38mm WOK6160 **F**
Breakfast bar / backboard / upstand available



Midnight Marble
Square edged 22mm WOK5460 **F**
Breakfast bar / backboard / upstand available



Midnight Marble Laminate Worktop and Upstand

Laminate Worktops



Warm Grey Oak
Square edged 38mm WOK7460 **F**
Breakfast bar / backboard / upstand available



Black Sparkle Quartz
Square edged 22mm WOK7660 **F**
Breakfast bar / backboard / upstand available



Authentic Grey Oak Block
Square edged 38mm WOK4160 **F**
Bullnose 38mm WOK4260 **F**
Breakfast bar / backboard / upstand available



Black Mirror Chip
Bullnose 38mm WOK5160
Upstand available



Oak
Bullnose 38mm WKP4460 **F**
Backboard / upstand available



Super Matt Black
Square edged 22mm WHT6360 **F**
Square edged 38mm WHT6560 **F**
Breakfast bar / backboard / upstand available



Linear Oak
Square edged 38mm WHT2560 **F**
Breakfast bar / backboard / upstand available



Grey Oak
Square edged 38mm WKP0260 **F**
Bullnose 38mm WHT3460 **F**
Breakfast bar / backboard / upstand available



Authentic Oak Block
Square edged 38mm WOK2760 **F**
Bullnose 38mm WOK2560 **F**
Breakfast bar / backboard / upstand available



Natural Oak
Bullnose 38mm WOK0660 **F**
Breakfast bar / backboard / upstand available



Authentic Walnut Block
Bullnose 38mm WOK4060 **F**
Breakfast bar / backboard / upstand available



Aged Oak
Square edged 38mm WOK7060
Breakfast bar / upstand available



Dark Aged Oak
Square edged 38mm WOK7760 **F**
Breakfast bar / upstand available



Laminate Worktops


Your worktop is a place where you chop, unload the weekly shop, and pop open a bottle of bubbly for nights in therefore it needs to be practical as well as stylish.

For more ideas, search 'laminate worktops' on [howdens.com](https://www.howdens.com)

Backboards

A backboard can subtly complement your kitchen or make a stand-out style statement. Choose from a wide selection of patterns, effects, colours and materials to make your space unique.

- **Protect walls from cooking splatters and stains**
- **Complement your worktop with a contrasting backboard**



Tile Effect and Aluminium Backboards



Vintage Taupe
3m x 600mm x 7mm WHT0697
1m x 750mm x 7mm WHT0698



Honeycomb Grey
3m x 600mm x 7mm WHT0797
1m x 750mm x 7mm WHT0798




Blocked Hexagonal Dove Grey
3m x 600mm x 7mm WHT2997
1m x 750mm x 7mm WHT2998




Blocked Hexagonal Midnight
3m x 600mm x 7mm WHT0897
1m x 750mm x 7mm WHT0898



Herringbone Whitewash Oak
3m x 600mm x 7mm WHT0597
1m x 750mm x 7mm WHT0598



Herringbone Natural
3m x 600mm x 7mm WHT0497
1m x 750mm x 7mm WHT0498



White Metro
2.4m x 600mm x 3mm WOK2997



Grey Metro
2.4m x 600mm x 3mm WOK3197




Anthracite Metro
2.4m x 600mm x 3mm WOK2897

Metallic Backboards




Titanium Effect
3m x 600mm x 7mm WKP1197
1m x 705mm x 7mm WKP1198



Geometry
3m x 600mm x 4mm WOK3697
800mm x 900mm x 4mm WOK3698



Aluminium Effect
3m x 600mm x 7mm WHT0197
1m x 705mm x 7mm WHT0198



Herringbone Cement
3m x 600mm x 4mm WOK3797
800mm x 900mm x 4mm WOK3798



Brushed Brass Effect
3m x 600mm x 7mm WHT4697
1m x 705mm x 7mm WHT4698
5m Edging strip WHT4695



Maltese Ochre
3m x 600mm x 4mm WOK3897
800mm x 900mm x 4mm WOK3898



Brushed Copper Effect
3m x 600mm x 7mm WHT4797
1m x 705mm x 7mm WHT4798
5m Edging strip WHT4795



Brushed Brass Effect Backboard with Matching Edging Strip


Complete Co-ordination

Our Brushed Brass and Brushed Copper Effect backboards are also available in matching edge strips, adding a statement flash of colour to your surfaces.

Coloured Backboards



NEW
Saffron Matt
3m x 600mm x 7mm WOK3497
1m x 750mm x 7mm WOK3498



White Gloss
3m x 600mm x 7mm WKP5997
1m x 705mm x 7mm WKP5998



NEW
Pistachio Matt
3m x 600mm x 7mm WOK3597
1m x 750mm x 7mm WOK3598



NEW
Antique Rose Matt
3m x 600mm x 7mm WOK3297
1m x 750mm x 7mm WOK3298



NEW
Ink Blue Matt
3m x 600mm x 7mm WOK3397
1m x 750mm x 7mm WOK3398



Steel Blue Gloss
3m x 600mm x 7mm WHT0397
1m x 705mm x 7mm WHT0398



Grey Gloss
3m x 600mm x 7mm WHT0297
1m x 705mm x 7mm WHT0298




Charcoal Gloss
3m x 600mm x 7mm WKP5797
1m x 705mm x 7mm WKP5798




Burgundy Gloss
3m x 600mm x 7mm WKP5597
1m x 705mm x 7mm WKP5598

Acrylic Backboards




Bianco
1m x 750mm x 6mm Gloss WOK7898 / Matt WOK8398
2.8m x 600mm x 6mm Gloss WOK7897 / Matt WOK8397




Sabbia Gloss
1m x 750mm x 6mm WOK8088
2.8m x 600mm x 6mm WOK8087




Laguna Matt
1m x 750mm x 6mm WOK8798
2.8m x 600mm x 6mm WOK8797



Nebbia
1m x 750mm x 6mm Gloss WOK7998 / Matt WOK8498
2.8m x 600mm x 6mm Gloss WOK7997 / Matt WOK8498



Menta Gloss
1m x 750mm x 6mm WOK8198
2.8m x 600mm x 6mm WOK8197




Titanio Matt
1m x 750mm x 6mm WOK8898
2.8m x 600mm x 6mm WOK8897

Splashbacks



Toughened Clear Glass
W595mm x H705mm ACS1412 / W695mm x H705mm ACS1422
W895mm x H705mm ACS1432



Toughened Coloured Glass White
W600mm x H705mm HJA2810 / W900mm x H705mm HJA2813



Toughened Coloured Glass Pewter
W600mm x H705mm HJA2812 / W900mm x H705mm HJA2815
W1100mm x H705mm HJA2820



Toughened Coloured Glass Black
W600mm x H705mm HJA2811 / W900mm x H705mm HJA2814
W1100mm x H705mm HJA2821



Stainless Steel
W600mm x H705mm HJA2985 / W900mm x H705mm HJA2986



Black Steel
W600mm x H705mm APL3990 / W900mm x H705mm APL3991

Clean Style

Keep your cooking area clean and tidy by installing a splashback behind your hob. Available in six different colours, choose a shade to complement your kitchen style.

Kitchen Handles

Your choice of handle can transform your kitchen.
Our wide range of handle styles are available
in a variety of colours and finishes, so you
can be sure to find a handle that will
complete your kitchen design.





Traditional Styles

From page 198

Discover ornate, decorative designs which can be used as a stand-out feature in heritage-inspired decors.



Modern Styles

From page 203

Whether you're looking for a discreet slimline handle or statement piece, we have a handle to complete any kitchen.

Traditional Handles

Duchess, Highborn and Contessa

Traditionally styled handles ideal for shaker ranges such as Elmbridge and Chilcomb.

Knurled

The Knurled texture of these handles bring an industrial feel to any kitchen.



Duchess



41mm Chrome Effect Latch
HKB6207



100mm Chrome Effect Cup Handle
HKB6203



60mm Chrome Effect T-Knob Handle
HKB3210

Highborn



41mm Aged Brass Latch
HKB6804



91mm Aged Brass Cup Handle
HKB4803



30mm Aged Brass Knob Handle
HKB5805

Contessa




Brushed Nickel
157mm Cup Handle HKB4106
35mm Knob Handle HKB5100



Aged Brass
157mm Cup Handle HKB4804
35mm Knob Handle HKB5806


Knurled



20mm Brushed Nickel Effect
Knob Handle
HKB6104



25mm Black
Knob Handle
HKB5902



25mm Aged Brushed Brass
Effect Knob Handle
HKB5800



60mm Brushed Nickel Effect
T-Knob Handle
HKB6102



60mm Black
T-Knob Handle
HKB5903



60mm Aged Brushed Brass
Effect T-Knob Handle
HKB5801



225mm T-Bar Handle
Brushed Nickel Effect HKB6103 / Black HKB3906
Aged Brushed Brass Effect HKB3805



705mm T-Bar Handle
Brushed Nickel Effect HKB3109 / Black HKB3907
Aged Brushed Brass Effect HKB3806



Aged Brushed Brass Effect
25mm Knob Handle with 130mm Backplate HKB5899
25mm Knob Handle with 40mm Backplate HKB5897



Aged Brushed Brass Effect
60mm T-Knob Handle with 40mm Backplate HKB5898



Aged Brushed Brass Effect
225mm T-Bar Handle with 235mm Backplate HKB3899



Aged Brushed Brass Effect
705mm T-Bar Handle with 720mm Backplate HKB3898



Fairford Charcoal with Knurled T-Bar Black Handles

Traditional Handles

Earl

Perfectly suited to our shaker ranges, Earl handles create a stylish statement in every home.

Courtier

Classically designed for a refined finishing touch to your cabinet door.

Bickern, Bolster and Farrier

Complete any design with this diverse collection of handles.

Earl

NEW



128mm Chrome Effect D Handle
HKB4202



104mm Chrome Effect Large Cup Handle
HKB6204



32mm Chrome Effect Knob Handle
HKB6205

NEW



128mm Nickel Effect D Handle
HKB4107



104mm Nickel Effect Large Cup Handle
HKB6105



32mm Nickel Effect Knob Handle
HKB6106

NEW



128mm Blackened Copper Effect D Handle
HKB4902



104mm Blackened Copper Effect Large Cup Handle
HKB6902



32mm Blackened Copper Effect Knob Handle
HKB6903


NEW



128mm Pewter D Handle
HKB4501



104mm Pewter Large Cup Handle
HKB4500



35mm Pewter Knob Handle
HKB5501

Courtier



94mm Chrome Effect
Cup Handle
HKB1327



33mm Chrome Effect
Knob Handle
HKB1339



94mm Pewter Effect
Cup Handle
HKB1571



33mm Pewter Effect
Knob Handle
HKB1570



94mm Brushed Nickel
Cup Handle
HKB6100



33mm Brushed Nickel
Knob Handle
HKB6101



94mm Brushed Copper Effect
Cup Handle
HKB6900



33mm Brushed Copper Effect
Knob Handle
HKB6901

Bickern



Nickel Effect Handle
188mm HKB1238 / 237mm HKB1237 / 403mm HKB1236
503mm HKB1234 / 610mm HKB1233

Bolster



151mm Solid Pewter D Handle
HKB1438

Farrier



Stainless Steel Effect Handle
168mm HKB3400 / 232mm HKB3401



Elmbridge Sage Green with Earl Blackened Copper Effect Handles

Traditional Handles

Belfry and Smithing

Contemporary styled handles to complete any kitchen design.



Belfry



164mm Antique Grey Effect D Handle
HKB6904



164mm Antique Brass Effect D Handle
HKB6906



164mm Antique Copper Effect D Handle
HKB6908



37mm Antique Grey
Effect Bell Knob Handle
HKB5904



37mm Antique Copper
Effect Bell Knob Handle
HKB5905



37mm Antique Brass
Effect Bell Knob Handle
HKB5807

Smithing



191mm Black / Graphite Handle
HKB3912



191mm Brass Handle
HKB3812



191mm Antique Copper Handle
HKB3910

Modern Handles

Metric

Available in a variety of colours and finishes, ideal for mixing and matching.



Metric



Brushed Brass Thin Square D Handle
233mm HKB4800 / 330mm HKB4801



24mm Brushed Brass
Knob Handle HKB6802



75mm Brushed Brass
Cup Handle HKB6801



Brushed Copper Thin Square D Handle
233mm HKB3908 / 330mm HKB3909



32mm Brushed Copper
Knob Handle HKB3916



75mm Brushed Copper
Cup Handle HKB3915



Brushed Nickel Thin Square D Handle
233mm HKB4102 / 330mm HKB4103



24mm Brushed Nickel
Knob Handle HKB5101



75mm Brushed Nickel
Cup Handle HKB3914



Black Thin Square D Handle
233mm HKB4600 / 330mm HKB4601



32mm Black Knob Handle
HKB5601



75mm Black
Cup Handle HKB3913



White Thin Square D Handle
233mm HKB4602 / 330mm HKB4603



32mm White Knob Handle
HKB5600

Modern Handles

T-Bar and Slimline

Contemporary designs ideal for modern, uncluttered kitchens.

Ingot and Trim

Create an attractive linear finish with this dynamic range of handles.



T-Bar



Stainless Steel Effect
152mm HKB1529 / 230mm HKB1131



Brushed Brass Effect
160mm HKB6800



Chrome Effect
152mm HKB3201 / 230mm HKB3202



Copper Effect
160mm HKB3900

Slimline



Black
180mm HKB3600 / 230mm HKB3601
380mm HKB3602



Brass Effect
180mm HKB3802 / 230mm HKB3803
380mm HKB3804



Copper Effect
180mm HKB3903 / 230mm HKB3904
380mm HKB3905




Brushed Steel Effect
180mm HKB1566 / 230mm HKB1567
380mm HKB1568

Ingot



Black
44mm HKB3603 / 190mm HKB3604
350mm HKB3605



Brushed Nickel Effect
44mm HKB6107 / 190mm HKB6108
350mm HKB6109



Muted Brass Effect
44mm HKB3809 / 190mm HKB3810
350mm HKB3811

Trim



Black
80mm HKB6909 / 180mm HKB6910
230mm HKB6911 / 380mm HKB6912
580mm HKB6913



Matt White
80mm HKB6600 / 180mm HKB6601
230mm HKB6602 / 380mm HKB6603
580mm HKB6604



Stainless Steel Effect
80mm HKB6400 / 180mm HKB6401
230mm HKB6402 / 380mm HKB6403
580mm HKB6404



Hockley Super Matt Charcoal with Ingot Black Handles

Dark Accents

Introduce linear features to your kitchen with these subtle dark accent handles in muted black that can be installed horizontally or vertically.

Storage

Make your kitchen beautiful inside and out with our wide range of storage solutions. Organise your kitchenware with dedicated larder, drawer, corner and wall storage, utilising otherwise unused spaces.





Storage Solutions

From page 208

Make the most of unused spaces with our practical storage solutions.

Decorative Storage

From page 214

Add finishing touches with our decorative accessories.

Waste and Recycling

From page 216

Make your kitchen environmentally friendly with our range of waste and recycling solutions.



Larder Storage Solutions

The ergonomic design of these larder solutions saves on floor space whilst using the full width and height of the cabinet.

- **Increased storage capacity**
- **Easily access ingredients and groceries**
- **Available as pull-out, swing-forward or with drawers**
- **Available in a range of widths**



Standard Full-Height Pull-Out Larder*
300mm / 400mm / 500mm
5 baskets with solid base and soft-closing runners
Maximum basket weight: 12kg



Upgrade Full-Height Pull-Out Larder*
Additional baskets:
300mm HYH0592 / 400mm HYH0108 / 500mm HYH0591
5 adjustable baskets with anti-slip coating, solid base
and soft-closing runners
Maximum basket weight: 18kg



Full-Height Swing-Forward Larder*
 500mm / 600mm
 Additional baskets: 500mm HYH0017 / 600mm HYH0019
 5 pull-out baskets with anti-slip coating, solid base and soft-closing runners
 Maximum basket weight: 15kg pull-out



Larder Tower with Internal Drawers*
 300mm / 400mm / 500mm / 600mm
 5 drawers with soft-closing runners
 Maximum drawer weight: 30kg



Upgrade Full-Height Pull-Out Larder

Cooking Made Easy

As well as utilising storage space, larder units make it easier to find the ingredients you need.

Drawer Solutions

Keep your pots, pans and utensils organised with our wide range of clever drawer storage options.

- **Reduces clutter on worktops**
- **Shallow depths available**
- **Deeper drawers to suit pots and pans**
- **Maximise unused storage space such as under sink, under oven and in plinths**
- **Soft-close options reduce noise**



600mm Built-Under Oven Housing with Shallow Storage Drawer***
Soft-close runners / 30L capacity / 5 year guarantee



600mm Built-Under Oven Housing Storage Drawer***
Soft-close runners / 30L capacity / 5 year guarantee



Plinth Drawer**
300mm drawer for 500mm cabinet ACK1650
400mm drawer for 600mm cabinet ACK1660
600mm drawer for 800mm cabinet ACK1680
600mm drawer for 1000mm cabinet ACK1690
2 x 400mm drawer for 1000mm cabinet ACK1692



Under Sink Storage Drawer*
800mm / 1000mm
Soft-close runners



Pan Drawer Divider Kit
ACK1837
2 sets of pan drawer divider kits displayed



3 Drawer Base Unit with Wooden Drawers and Soft-Close Blum Drawer Runners*
Available in Natural Oak or White Cabinets 500mm / 900mm**

Internal Cutlery Drawers



Solid Oak Internal Cutlery Drawer*
Available in 500mm / 600mm / 700mm / 800mm
900mm / 1000mm



Anthracite Internal Cutlery Drawer*
Soft-closing runners concealed within pan drawer
Options available:
Can be used with Contemporary, Classic Oak Cutlery trays
and Anthracite Moulded tray.
Sizes available: 300mm / 400mm / 500mm / 600mm
700mm / 800mm / 900mm / 1000mm
Anthracite Moulded Tray included.
Sizes available: 700mm / 800mm / 900mm / 1000mm

Cutlery Trays



Classic Oak Cutlery Tray*³*⁵
(Shown in Anthracite Internal Cutlery Drawer)
Available in 300mm / 400mm / 500mm / 600mm / 700mm
800mm / 900mm / 1000mm



Contemporary Oak Cutlery Tray*³
(Shown In Anthracite Internal Cutlery Drawer,
with additional accessories)
Available in 400mm / 500mm / 600mm / 700mm
800mm / 900mm / 1000mm



Moulded Silver Cutlery Tray**
Available in 300mm / 400mm / 500mm / 600mm
900mm / 1000mm



Moulded Anthracite Cutlery Tray*³
Available in 300mm / 400mm / 500mm / 600mm
900mm / 1000mm



Contemporary Oak Cutlery Tray with Additional Accessories
Knife Block HYH8311 / Foil Cutter HYH8312 / Spice Rack HYH8313

Make the Most of your Space

Use a contemporary oak cutlery tray to complement a natural look and keep your cutlery and utensils tidy. Choose an additional foil cutter, knife block or spice rack for maximum organisation.

For more ideas, search 'drawers' on [howdens.com](https://www.howdens.com)

*³To suit upgrade drawers or anthracite internal cutlery drawer **To suit standard drawers *⁵ Natural wood products may vary in tone

Cabinet Storage

Make use of inaccessible and hard to reach spaces in your kitchen with our base and corner accessories.

- **Carousel and pull-out models available**
- **Maximises storage space**
- **Improves access and visibility**
- **Helps to organise and declutter your kitchen**

Corner Storage



Standard Extension Corner Storage Accessory
800mm / 1000mm
2 adjustable shelves (Maximum shelf weight: 18kg)



800mm / 1000mm Full-Extension Corner Storage Accessory*
2 adjustable shelves with anti-slip coating
(Maximum shelf weight: 18kg)



Corner Carousel with 2 Height-Adjustable Shelves
Standard HYH0410 (Maximum shelf weight: 15kg)
Premium HYH0411 (Maximum shelf weight: 20kg)



1000mm Corner Storage Accessory*
4 storage baskets with anti-slip coating
(Maximum basket weight: 7kg front and 9kg rear)

Base Storage



Wicker Basket*¹
400mm ACK6177 / 500mm RJE4370
(Maximum drawer weight: 20kg)



Chrome Deep Vegetable Basket
500mm SJNI6102 / 600mm SJNI6112
(Maximum drawer weight: 25kg)



300mm Standard Pull-Out Base Unit
with 2 Wire Baskets
HYH1334 (Maximum basket weight: 6kg)



Soft-Close Pull-Out Base Unit with 2 Non-Slip Baskets*
150mm / 200mm / 300mm
Additional baskets: 200mm HYH0011
300mm HYH0592
(Maximum basket weight: 6kg 150mm /
12kg 200/300mm)

Internal Base Unit Storage Drawers



Internal Soft-Close 3 Drawer Base Unit*
3 storage drawers concealed within a base unit
with soft-closing runners
(Maximum drawer weight: 30kg)



Deep Internal Storage Drawer with
Soft-Closing Runners
300mm HYH0960 / 400mm HYH3401
500mm HYH0962 / 600mm HYH0986
Use in base or tower units
(Maximum drawer weight: 30kg)
Oak option available

Wall Storage



600mm Full-Height Pull-Down Shelf Wall Unit*
HCB1557 Light Grey Oak / RKC1557 Natural Oak /
RKC8557 White
2 levels of shelving (Maximum shelf weight: 4kg)



150mm Pull-Out Wall Unit*
Solid base with soft-closing runners
(Maximum shelf weight: 6kg)*²

Decorative Storage

Emphasise a traditional look with classic design features or accentuate a modern style with contemporary wall storage.

- **Display crockery**
- **Organise the contents of your cabinets**
- **Break up rows of wall cabinets with glass wall units**
- **Add detail to your kitchen design**



Primed Corbel Wooden Shelf Bracket
MOD0059 (x1)



Internal Glass Shelves
500mm (x2) HYH5902 / 500mm (x3) HYH5906
500mm for deeper cabinets (x1) HYH5930
600mm (x1) HYH5907
(Maximum shelf weight: 8kg)




Oak Door Balcony
HYH8147
H100mm, W400mm x D92mm
(Maximum storage weight: 10kg)



Black Metal Frame
HKC0069 Bracket (x1)



Solid Oak Plate Rack*
HYH8146 / H324mm, W763mm x D48mm
Holds up to 16 plates



NEW

Contemporary Glass Wall Cabinet
 Black with Smoked Glass / White with Frosted Glass / Aluminium with Frosted Glass
 Full / Extra Tall Height: 500mm / 600mm
 Half Height: 500mm / 600mm / 800mm

Black Fluted Glass Wall Cabinet
 Full Height / Extra Tall: 500mm / 600mm
 Half Height: 500mm / 600mm / 800mm

Waste and Recycling Solutions

Our waste solutions are designed to be fully integrated, so all of your rubbish and recycling will be hidden from sight.

- **Clean and hygienic**
- **Multiple sizes and capacities**
- **Door-mounted bins available with no drawer, internal drawer or as drawer-line options**
- **Helps organise recycling, food waste and general waste**
- **Discreet designs**
- **Removes the need for a freestanding bin**
- **Pull-out bins fit neatly behind a cabinet door**

Door-Mounted Bins



88L Integrated Recycling Bin*
(2 x 44L) 600mm HYH0673
Ample room for waste disposal
and easy to remove



85L Integrated Recycling Bin*
(2 x 32L, 1 x 21L) 600mm HYH0667
Ample room for waste disposal
and easy to remove



64L Integrated Recycling Bin*
(2 x 32L) 450mm HYH0691* / 500mm HYH0672
Easy to separate waste and recycling



32L Integrated Recycling Bin*
(1 x 32L bin with a 1.2L shelf to hold bin bag rolls)
300mm HYH0668
Fits in smaller cabinets



46L Integrated Recycling Bin*
(2 x 23L) 400mm HYH0692
Easy to separate waste and recycling
(Bin shown with internal drawer)

Pull-Out Bins and Waste Disposal



58L Pull-Out Recycling Bin*²
(2 x 29L) Minimum cabinet size 400mm HYH0677



40L Pull-Out Recycling Bin
(1 x 40L) Minimum cabinet size 300mm HYH0680



30L Pull-Out Recycling Bin
(1 x 30L) Minimum cabinet size 300mm HYH0674
Suitable for various cabinet sizes



30L Pull-Out Recycling Bin
(2 x 15L) Minimum cabinet size 300mm HYH0675
Suitable for various cabinet sizes



Stainless Steel Single Compartment Bin
(1 x 15L) Minimum cabinet is 400mm HYH5501



InSinkErator Waste Disposal Unit with Air Switch
WDU8911



30L Pull-Out Recycling Bin (3 x 10L)
Minimum cabinet size is 300mm HYH0676

Fits in smaller cabinets, neatly fits behind a cabinet door and easy to separate waste and recycling


Environmentally Friendly

From integrated to pull-out bins, our waste solution are designed to make separating waste and recycling an effortless task.

*Sold by kitchen range **Internal drawer and drawer-line not available in this size
*²Not compatible with standard drawer boxes, flat-pack drawer boxes and shallow drawer boxes

Lighting

Transform the way your kitchen looks and feels with our carefully curated collection of lighting. Choose warm white lighting to complement a traditional kitchen or natural white lighting to suit more modern spaces.





Cabinet Lighting

From page 220

Install under cabinets for functionality or in cabinets for a decorative touch.

Flexible Strip Lighting

From page 220

Create long, unbroken lines of illumination in your kitchen with strip lighting.

Shelf Lighting

From page 222

Combine glass-fronted cabinets with shelf lighting to highlight your favourite tableware.



Cabinet and Flexible Strip Lighting

Illuminate kitchen workspaces, highlight decorative crockery or create an atmosphere with our range of lighting solutions.

- **Warm white shades to suit traditional kitchens**
- **Natural white complements modern kitchens**
- **Illuminates dark spaces**
- **Automation sensors available for cabinet lighting**
- **Create long, unbroken lines under wall cabinets or worktops with flexible strip lighting**

Cabinet Lighting



Warm White LED Slim Circular Downlighters
2 Lights LED3502 / 3 Lights LED3503 / 4 Lights LED3504
5 Lights LED3505 / 6 Lights LED3606
Dimmable*



Natural White LED Slim Circular Downlighters
2 Lights LED3302 / 3 Lights LED3303 / 4 Lights LED3304
5 Lights LED3305 / 6 Lights LED3406
Dimmable*



Warm White LED Flush / Surface Mounted Circular Downlighters
2 Lights LED2102 / 3 Lights LED2103 / 4 Lights LED2104
5 Lights LED2105 / 6 Lights LED2106
Dimmable*



Natural White LED Flush / Surface Mounted Circular Downlighters
2 Lights LED3812 / 3 Lights LED3813 / 4 Lights LED3814
5 Lights LED3815 / 6 Lights LED3816
Dimmable*



Warm White LED Slim Square Downlighters
2 Lights LED2902 / 3 Lights LED2903 / 4 Lights LED2904
5 Lights LED2905 / 6 Lights LED3206
Dimmable*



Natural White LED Slim Square Downlighters
2 Lights LED2702 / 3 Lights LED2703 / 4 Lights LED2704
5 Lights LED2705 / 6 Lights LED2806
Dimmable*



*Dimmable driver required. Total light power cannot exceed 30W if dimming. Speak to your local depot for more information

Flexible Strip Lighting



Warm White LED Slim Pyramid Downlighters
 2 Lights LED2202 / 3 Lights LED2203 / 4 Lights LED2204
 5 Lights LED2205 / 6 Lights LED2206
 Dimmable*



Natural White LED Premium IP20
 504 LEDs per metre
 5m LED2146



Warm White LED Premium IP20
 504 LEDs per metre
 5m LED2246
 Dimmable*



Natural White LED Slim Pyramid Downlighters
 2 Lights LED3712 / 3 Lights LED3713 / 4 Lights LED3714
 5 Lights LED3715 / 6 Lights LED3716
 Dimmable*



Natural White LED Upgrade IP65
 120 LEDs per metre
 1m LED3701 / 2m LED3702 / 3m LED3703
 4m LED3804 / 5m LED3805
 Dimmable*



Warm White LED Upgrade IP65
 120 LEDs per metre
 1m LED3901 / 2m LED3902 / 3m LED3903
 4m LED4004 / 5m LED4005
 Dimmable*



Natural White LED Standard IP20
 60 LEDs per metre
 5m LED4105



Warm White LED Standard IP20
 60 LEDs per metre
 5m LED4205



Shelf Lighting

Combine shelf lighting with glass-fronted cabinets to spotlight your favourite glassware and add a contemporary touch.

- **Brighten dark spaces**
- **Suited to modern kitchens**
- **Easy to install**
- **Illuminate decorative items**

LED Clip-On Shelf Lights for Glass Shelves



Natural White LED Clip-On Shelf Lights
2 Strips LED3912 / 3 Strips LED3913
4 Strips LED3914 / 5 Strips LED3915
6 Strips LED3916
Dimmable*



LED Wall-Mounted Glass Shelf



Cool/Natural White LED Wall-Mounted Glass Shelf Unit
600mm LED4101
900mm LED4201



Chilcomb Navy Glass-Fronted Dresser Unit with LED Clip-on Shelf Lights

†Subject to availability *Dimmable driver required. Total light power cannot exceed 30W if dimming.
Speak to your local depot for more information

Plinth, Cabinet and Drawer Lighting

Add extra depth and style to your kitchen with our plinth lighting or install drawer lighting to make internal spaces more accessible.

- **Illuminate dark spaces**
- **Rechargeable and sensor options available**
- **Available in different lengths**

LED Circular Plinth Lights



Warm White LED Circular Plinth Lights (x10)
LED0104



LED Drawer Lighting



Natural White LED Drawer Lights†
300mm LED3100 / 400mm LED3101 / 500mm LED3102
600mm LED3103 / 800mm LED3104 / 1000mm LED3105

LED Battery Multi-Functional Light



Natural White LED Rectangular Battery Light
LED0140
USB Rechargeable
Magnetic fixing

LED Rechargeable Circular Downlight



LED Rechargeable Circular Downlight
LED4000
USB Rechargeable
Magnetic fixing

Sinks and Taps

Your kitchen sink and tap will be two of the most used features in your kitchen, so confidence in the design and performance is key. Choose from a range of materials, finishes, styles and functions designed to suit any kitchen.





Sinks

From page 226

Choose a stainless steel sink for a contemporary finish or explore our Butler and Belfast sinks to complement a traditional kitchen.



Taps

From page 238

Opt for an angled design to accessorise a contemporary kitchen or a classic tap for a heritage inspired interior.

Stainless Steel Sinks

Choose from our large selection of stainless steel sinks to complement your kitchen design.

- **High-grade stainless steel**
- **Corrosion and rust-resistant**
- **Easy to clean**
- **Stain-resistant**
- **Left or right hand drainer options available**



Dorney Single Bowl Sink
LH drainer SNK5217 **UK** RH drainer SNK5207 **UK**
L985mm x W508mm



Dorney 1.5 Bowl Sink
LH drainer SNK5219 **UK** RH drainer SNK5209 **UK**
L985mm x W508mm



FRANKE
Franke Maris Single Bowl Sink
LH drainer SNK8000 RH drainer SNK8005
L1000mm x W510mm



FRANKE
Franke Maris 1.5 Bowl Sink
LH drainer SNK8010 RH drainer SNK8015
L1000mm x W510mm



Belmont Single Bowl Sink
LH drainer SNK6001 **UK** RH drainer SNK6006 **UK**
L985mm x W508mm



Belmont 1.5 Bowl Sink
LH drainer SNK6011 **UK** RH drainer SNK6016 **UK**
L985mm x W508mm



Hollingworth Single Bowl Sink
Reversible SNK5241 **UK**
L950mm x W508mm



Hollingworth 1.5 Bowl Sink
Reversible SNK5246 **UK**
L950mm x W508mm



FRANKE

Franke Bell Single Bowl Sink
LH drainer SNK8206 RH drainer SNK8208
L860mm x W480mm



FRANKE

Franke Bell 1.5 Bowl Sink
LH drainer SNK8207 RH drainer SNK8209
L1000mm x W480mm



Ashworth Single Bowl Sink
Reversible SNK5151 **UK**
L950mm x W508mm



Ashworth 1.5 Bowl Sink
Reversible SNK5161 **UK**
L950mm x W508mm



Pitsford Single Bowl Sink
Reversible SNK6972
L860mm x W500mm



Rumworth Single Bowl Sink
Reversible SNK5181 **UK**
L950mm x W508mm



Rumworth 1.5 Bowl Sink
Reversible SNK5186 **UK**
L950mm x W508mm



Drayton Shallow Bowl Sink
Reversible SNK0048 **UK**
L950mm x W508mm



FRANKE

Franke Maris Single Bowl Inset / Undermount Sink
SNK8050*
L590mm x W440mm



FRANKE

Franke Maris 1.5 Bowl Inset / Undermount Sink
LH SNK8055* RH SNK8065*
L591mm x W436mm

Stainless Steel Sinks



FRANKE

Franke Maris Double Bowl Inset / Undermount Sink
SNK8060*
L741mm x W436mm



Easton XL Bowl Inset / Undermount Sink
SNK4840*
L540mm x W440mm



Easton Single Bowl Inset / Undermount Sink
SNK4941*
L510mm x W460mm



Easton 1.5 Bowl Inset / Undermount Sink
LH SNK5836* RH SNK5831*
L580mm x W440mm



Hollowbrook Flush-Fitting Inset Sink with
Tap Plate SNK1061
L600mm x W515mm



Cransley Single Bowl Undermount Sink
SNK4921*
L494mm x W464mm



Cransley 1.5 Bowl Undermount Sink
Reversible SNK5900*
L615mm x W480mm



Square Inset Sink
SNK1443
L495mm x W445mm



Round Inset Sink
SNK1423 **UK**
L438mm x W438mm



Pitsford Inset Sink
Reversible SNK6973
L500mm x W500mm



Drayton Single Bowl Sink
Reversible SNK5172 **UK**
L950mm x W508mm



Drayton 1.5 Bowl Sink
Reversible SNK5176 **UK**
L950mm x W508mm



Compact Single Bowl Sink
Reversible SNK6551 **UK**
L800mm x W508mm



Abberton Compact Square Sink
Reversible SNK6971
L580mm x W480mm



Abberton Compact Round Sink
Reversible SNK6970
L580mm x W450mm



Standard 2 Tap Hole Sink
LH drainer SNK0430 **UK** RH drainer SNK0420 **UK**
L940mm x W485mm



Premium Stainless Steel Strainer
WAS5502



NEW
Black Effect Strainer Waste
WAS7801



NEW
Aged Brass Effect Strainer Waste
WAS7802



NEW Aged Brass Effect Strainer Waste

Composite and Granite Composite Sinks

Choose a granite composite or composite sink to add a contemporary finish to your kitchen.

Granite Composite

- 80% Quartz
- Scratch, stain and heat-resistant
- Anti-bacterial surface is easy to clean

Composite

- Scratch-resistant coating
- Easy to clean



Lamona Dark Grey Composite Sink

Granite Composite Sinks



FRANKE

Franke Urban Polar White Single Bowl Sink
Reversible SNK8120
L1000mm x W500mm



FRANKE

Franke Urban Polar White 1.5 Bowl Sink
Reversible SNK8125
L1000mm x W500mm



FRANKE

Franke Urban Stone Grey Single Bowl Sink
Reversible SNK8110
L1000mm x W500mm



FRANKE

Franke Urban Stone Grey 1.5 Bowl Sink
Reversible SNK8115
L1000mm x W500mm



FRANKE

Franke Urban Matt Black Single Bowl Sink
Reversible SNK8150
L1000mm x W500mm



FRANKE

Franke Urban Matt Black 1.5 Bowl Sink
Reversible SNK8155
L1000mm x W500mm



White Single Bowl Sink
Reversible SNK2180
L1000mm x W500mm



White 1.5 Bowl Sink
Reversible SNK2185
L1000mm x W500mm



Grey Single Bowl Sink
Reversible SNK2182
L1000mm x W500mm



Grey 1.5 Bowl Sink
Reversible SNK2183
L1000mm x W500mm



Dark Grey Single Bowl Sink
Reversible SNK2197
L1000mm x W500mm



Dark Grey 1.5 Bowl Sink
Reversible SNK2196
L1000mm x W500mm

Granite Composite Sinks



Matt Black Single Bowl Sink
Reversible SNK2195
L1000mm x W500mm



Matt Black 1.5 Bowl Sink
Reversible SNK2194
L1000mm x W500mm



White Single Bowl Inset / Undermount Sink
SNK2137*
L550mm x W430mm



White 1.5 Bowl Inset / Undermount Sink
RH SNK2139*
L550mm x W430mm



Grey Single Bowl Inset / Undermount Sink
SNK2125*
L550mm x W430mm



Grey 1.5 Bowl Inset / Undermount Sink
RH only SNK2127*
L550mm x W430mm



Black Single Bowl Inset / Undermount Sink
SNK2121*
L550mm x W430mm



Black 1.5 Bowl Inset / Undermount Sink
RH only SNK2123*
L550mm x W430mm



Grey 1.5 Bowl Inset / Undermount

Contemporary Style

Adding a composite sink to your kitchen provides ample space for washing crockery, cleaning food, or simply preparing a cold drink.

For more ideas, search 'composite sinks' on howdens.com

Composite Sinks



White Standard Composite Single Bowl Sink Reversible SNK2135
L970mm x W500mm



White Standard Composite 1.5 Bowl Sink Reversible SNK2165
L970mm x W500mm



Light Grey Standard Composite Single Bowl Sink Reversible SNK2133
L970mm x W500mm



Light Grey Standard Composite 1.5 Bowl Sink Reversible SNK2163
L970mm x W500mm



Black Standard Composite Single Bowl Sink Reversible SNK2101
L970mm x W500mm



Black Standard Composite 1.5 Bowl Sink Reversible SNK2151
L970mm x W500mm



White Inset / Undermount Sink SNK2189*
L500mm x W440mm



Grey Inset / Undermount Sink SNK2198*
L500mm x W440mm



Black Inset / Undermount Sink SNK2199*
L500mm x W400mm



White Standard Compact Single Bowl Sink Reversible SNK2148
L780mm x W435mm



Grey Standard Compact Single Bowl Sink Reversible SNK2146
L780mm x W435mm



Black Standard Compact Single Bowl Sink Reversible SNK2144
L780mm x W435mm

Butler, Belfast and Ceramic Sinks

Crafted from premium fireclay, our ceramic sinks complement modern and traditional kitchen aesthetics.

- **Non-porous smooth surface**
- **Different bowl sizes available**

Butler and Belfast Sinks



Winterburn Butler Single Bowl Sink
SNK1035*
L595mm x W460mm



Winterburn Butler Double Bowl Sink
SNK1036*
L795mm x W465mm



Butler Single Bowl Sink
SNK1025*
L595mm x W465mm



Butler Double Bowl Sink
SNS1033*
L795mm x W465mm



Belfast Sink
Reversible SNS1021*
L595mm x W460mm



Contemporary Belfast Sink
Reversible SNK1026*
L595mm x W455mm

Butler and Belfast Sinks



Broadstone Open-Fronted Butler Sink
SNK6999
L622mm x W494mm



Knighton Stainless Steel Butler Sink
SNK1027*
L600mm x W465mm

Ceramic Sinks



Hallington Single Bowl Sink
Reversible SNK1051
L1000mm x W500mm



Hallington 1.5 Bowl Sink
Reversible SNK1056
L1000mm x W500mm



Single Bowl Sink
Reversible SNK1012
L1015mm x W525mm



1.5 Bowl Sink
Reversible SNK0302
L1010mm x W525mm



Contemporary Single Bowl Inset /
Undermount Sink*¹
SNK5644
L565mm x W460mm



Contemporary 1.5 Bowl Inset /
Undermount Sink*¹
Reversible SNK5646
L555mm x W460mm



Winterburn Butler Double Bowl Sink with Victorian Bridge Tap

Boiling Water Taps

Introduce luxury and convenience into your kitchen with a stylish boiling water tap. Available in a variety of styles and finishes.

3 in 1 benefits

- Standard warm and cold water
- 100°C Boiling water

4 in 1 benefits

- Standard warm and cold water
- 100°C Boiling water
- Cold filtered water

5 in 1 benefits

- Standard warm and cold water
- 100°C Boiling water
- Chilled filtered cold water
- Chilled sparkling water

Boiling Water Taps



Quoker®

Pro3 Fusion Round Neck Tap
Chrome

3 in 1 TAP2001
4 in 1 TAP2080
5 in 1 TAP2081

Includes boiler
Dual flow with single lever handle

Max temperature 100°C
Min water pressure 2 bar
Max water pressure 4 bar

2 year guarantee



Quoker®

Pro3 Fusion Round Neck Tap
Stainless Steel

3 in 1 TAP2002
4 in 1 TAP2082
5 in 1 TAP2083

Includes boiler
Dual flow with single lever handle

Max temperature 100°C
Min water pressure 2 bar
Max water pressure 4 bar

2 year guarantee



Quoker®

Pro3 Fusion Round Neck Tap
Black

3 in 1 TAP2003
4 in 1 TAP2084
5 in 1 TAP2085

Includes boiler
Dual flow with single lever handle

Max temperature 100°C
Min water pressure 2 bar
Max water pressure 4 bar

2 year guarantee



Quoker®

Pro3 Fusion Square Neck Tap
Chrome

3 in 1 TAP2004
4 in 1 TAP2086
5 in 1 TAP2087

Includes boiler
Dual flow with single lever handle

Max temperature 100°C
Min water pressure 2 bar
Max water pressure 4 bar

2 year guarantee



Quoker®

Pro3 Fusion Square Neck Tap
Stainless Steel

3 in 1 TAP2005
4 in 1 TAP2088
5 in 1 TAP2089

Includes boiler
Dual flow with single lever handle

Max temperature 100°C
Min water pressure 2 bar
Max water pressure 4 bar

2 year guarantee



Quoker®

Pro3 Fusion Square Neck Tap
Black

3 in 1 TAP2006
4 in 1 TAP2090
5 in 1 TAP2091

Includes boiler
Dual flow with single lever handle

Max temperature 100°C
Min water pressure 2 bar
Max water pressure 4 bar

2 year guarantee



Quoker®

Pro3 Flex Tap
Chrome

3 in 1 TAP2007
4 in 1 TAP2092
5 in 1 TAP2093

Includes flexible pull-out hose and boiler
Dual flow with single lever handle

Max temperature 100°C
Min water pressure 2 bar
Max water pressure 4 bar

2 year guarantee



Quoker®

Pro3 Flex Tap
Stainless Steel

3 in 1 TAP2008
4 in 1 TAP2094
5 in 1 TAP2095

Includes flexible pull-out hose and boiler
Dual flow with single lever handle

Max temperature 100°C
Min water pressure 2 bar
Max water pressure 4 bar

2 year guarantee



Quoker®

Pro3 Flex Tap
Black

3 in 1 TAP2009
4 in 1 TAP2096
5 in 1 TAP2097

Includes flexible pull-out hose and boiler
Dual flow with single lever handle

Max temperature 100°C
Min water pressure 2 bar
Max water pressure 4 bar

2 year guarantee

NEW



Quoker®

Pro3 Classic Fusion Round Neck Tap
Chrome

3 in 1 TAP8325
4 in 1 TAP8326
5 in 1 TAP8327

Includes boiler
Dual flow with single lever handle

Max temperature 100°C
Min water pressure 2 bar
Max water pressure 4 bar

2 year guarantee



FRANKE

Instante Tap
Chrome

4 in 1 TAP8060

Dual lever handle
Safety mechanism - push-down handles
to release hot water

Max temperature 100°C
Min water pressure 1.5 bar
Max water pressure 5 bar

3 year guarantee



Quoker Chrome Pro3 Flex Tap with Knighton Stainless Steel Butler Sink

Hot Water Taps

Save time and declutter your worktop with a hot water tap that delivers steaming hot water on demand.

3 in 1 benefits

- Standard warm and cold water
- 98°C Hot water

4 in 1 benefits

- Standard warm and cold water
- 98°C Hot water
- Cold filtered water



Lamona Calcinara 3 in 1 Tap

Hot Water Taps



LAMONA

Arroschia 4 in 1 Tap
Chrome TAP6015
Dual lever handle
Safety mechanism - push-down handle to release hot water
Max temperature 98°C
Min water pressure 1.5 bar
Max water pressure 5.5 bar
2 year guarantee



LAMONA

Arroschia 3 in 1 Tap
Black TAP8399
Dual lever handle
Safety mechanism - push-down handle to release hot water
Max temperature 98°C
Min water pressure 1.5 bar
Max water pressure 5.5 bar
2 year guarantee



LAMONA

Arroschia Victorian 3 in 1 Tap
Chrome TAP8398
Dual lever handle
Safety mechanism - push-down handle to release hot water
Max temperature 98°C
Min water pressure 1.5 bar
Max water pressure 5.5 bar
2 year guarantee



LAMONA

Arroschia 3 in 1 Tap
Brushed Steel TAP6030
Dual lever handle
Safety mechanism - push-down handle to release hot water
Max temperature 98°C
Min water pressure 1.5 bar
Max water pressure 5.5 bar
2 year guarantee



LAMONA

Arroschia 3 in 1 Tap
Chrome TAP6020
Dual lever handle
Safety mechanism - push-down handle to release hot water
Max temperature 98°C
Min water pressure 1 bar
Max water pressure 5.5 bar
2 year guarantee



LAMONA

Arroschia Right Angled 3 in 1 Tap
Chrome TAP6040
Dual lever handle
Safety mechanism - push-down handle to release hot water
Max temperature 98°C
Min water pressure 1.5 bar
Max water pressure 5.5 bar
2 year guarantee



LAMONA

Calcinara 3 in 1 Tap
Chrome TAP6060
Single lever handle
Safety mechanism - sliding switch to release hot water
Max temperature 98°C
Min water pressure 1.5 bar
Max water pressure 5.5 bar
2 year guarantee



Lamona Black 3 in 1 Arroschia Tap

Professional and Pull-Out Taps

Add functionality to your kitchen with our range of professional and pull-out taps.

Pull-Out Taps

- Angle and direct the spout
- Directional water flow makes washing up and fill pots easier

Professional Taps

- Angle and direct the spout
- Directional water flow makes washing up and fill pots easier
- Manually select spray or pour options



Secchia Pull-Out Tap
Black Aged Brass TAP8305
Min water pressure 1.25 bar
Max water pressure 5.5 bar



Secchia Pull-Out Tap
Black Stainless Steel TAP8304
Min water pressure 1.25 bar
Max water pressure 5.5 bar



Trigno Sensor Tap
Chrome TAP3305
Min water pressure 0.5 bar
Max water pressure 3.5 bar



Franke Fuji Pull-Out Tap
Silk Steel TAP8201
Min water pressure 1 bar
Max water pressure 5 bar



Garda Pull-Out Tap
Brushed Nickel TAP8316
Min water pressure 1.5 bar
Max water pressure 5.5 bar



Garda Pull-Out Tap
Chrome TAP3566
Min water pressure 1.5 bar
Max water pressure 5.5 bar



Professional Tap
Chrome TAP9155
Min water pressure 1.5 bar
Max water pressure 5.5 bar



Sennen Pull Out Tap
Chrome TAP3464
Min water pressure 1 bar
Max water pressure 5.5 bar



Calcinara Tap
Black TAP8320
Min water pressure 1.5 bar
Max water pressure 5 bar



Alvo Pull-Out Tap
Chrome TAP8319
Min water pressure 1.2 bar
Max water pressure 5.5 bar



Calcinara Tap
Black and Chrome TAP9160
Min water pressure 1 bar
Max water pressure 5.5 bar



Alvo Professional Tap
Chrome TAP8315
Min water pressure 1.5 bar
Max water pressure 5.5 bar

Filtered Water



Swich Water Filter Add-On
TAP1141
2 year guarantee



Swich Water Filter Add-On

Transform Your Tap

The Swich's replaceable filter has a lifespan of 6 to 12 months, reducing plastic water bottle use. The filter reduces chlorine levels, sediment, and dissolved metals, resulting in a substantially improved water taste.

Traditional and Mixer Taps

Choose a tap to match your kitchen design; available in traditional or mixer styles, in a variety of finishes.

- **Traditional taps complement our shaker kitchens**
- **Swan and angled taps**
- **Dual and single lever options**

Aged Brass Traditional Taps



Victorian Bridge Tap
Aged Brass TAP8318
Min water pressure 0.3 bar
Max water pressure 5.5 bar

NEW



Sennen Tap
Aged Brass TAP3462
Min water pressure 1 bar
Max water pressure 5.5 bar



Victorian Tap
Aged Brass TAP8312
Min water pressure 0.3 bar
Max water pressure 5.5 bar

Polished Nickel Traditional Taps

NEW



Bowden Bridge Tap
Polished Nickel TAP4811
Min water pressure 0.3 bar
Max water pressure 5.5 bar

NEW



Bowden Dual Lever Tap
Polished Nickel TAP4812
Min water pressure 0.4 bar
Max water pressure 5.5 bar

Chrome Traditional Taps



Victorian Bridge Tap
Chrome TAP4810
Min water pressure 0.3 bar
Max water pressure 5.5 bar



Adra Swan Neck Tap
Chrome TAP3541
Min water pressure 0.3 bar
Max water pressure 5.5 bar



Victorian Swan Neck Tap
Chrome TAP4804
Min water pressure 0.3 bar
Max water pressure 5.5 bar



Classic Tap
Chrome TAP1124
Min water pressure 0.2 bar
Max water pressure 5 bar

Chrome Traditional Tap



Traditional Mono Mixer Tap
Chrome TAP1128
Min water pressure 0.2 bar
Max water pressure 5 bar

Brushed Traditional Taps



Adra Swan Neck Tap
Brushed Steel Effect TAP3542
Min water pressure 0.3 bar
Max water pressure 5.5 bar



Victorian Swan Neck Tap
Brushed Steel Effect TAP4822
Min water pressure 0.3 bar
Max water pressure 5.5 bar

Black Mixer Taps



Orco Angled Tap
Black TAP8314
Min water pressure 0.3 bar
Max water pressure 5.5 bar

NEW



Sennen Tap
Black TAP3463
Min water pressure 1 bar
Max water pressure 5.5 bar



Alvo Angled Tap
Black TAP8303
Min water pressure 0.5 bar
Max water pressure 5.5 bar



Strona Angled Tap
Black TAP8311
Min water pressure 0.4 bar
Max water pressure 5.5 bar



Alvo Tap
Black TAP8302
Min water pressure 0.5 bar
Max water pressure 5.5 bar



Calaggio Swan Neck Tap
Matt Black TAP3650
Min water pressure 0.4 bar
Max water pressure 5.5 bar



Breggia Angled Tap
Black and Chrome TAP8301
Min water pressure 0.7 bar
Max water pressure 5.5 bar

Chrome Mixer Taps

NEW



Breggia Swan Neck Tap
Black and Chrome TAP8300
Min water pressure 0.7 bar
Max water pressure 5.5 bar



Strona Angled Tap
Gun Metal Grey TAP3642
Min water pressure 0.4 bar
Max water pressure 5.5 bar



Garda Single Lever Tap
Chrome TAP8306
Min water pressure 1 bar
Max water pressure 5.5 bar



Garda Swan Neck Tap
Chrome TAP3562
Min water pressure 0.3 bar
Max water pressure 5.5 bar

NEW



Sennen Tap
Chrome TAP3461
Min water pressure 1 bar
Max water pressure 5.5 bar

Chrome Mixer Taps



Orco Angled Tap
Chrome TAP8313
Min water pressure 0.3 bar
Max water pressure 5.5 bar



Alvo Angled Tap
Chrome TAP3420
Min water pressure 0.5 bar
Max water pressure 5.5 bar



Strona Angled Tap
Chrome TAP3640
Min water pressure 0.4 bar
Max water pressure 5.5 bar



Alvo Swan Neck Tap
Chrome TAP3400
Min water pressure 0.5 bar
Max water pressure 5.5 bar



Calaggio Tap
Chrome TAP8309
Min water pressure 0.4 bar
Max water pressure 5.5 bar



Franke Lina Tap
Chrome TAP8205
Min water pressure 1 bar
Max water pressure 5.5 bar

FRANKE



Nevola Single Lever Tap
Chrome TAP1123
Min water pressure 0.3 bar
Max water pressure 5 bar



Nevola Swan Neck Tap
Chrome TAP1127
Min water pressure 0.2 bar
Max water pressure 5 bar



Aniene Tap
Chrome TAP2486
Min water pressure 0.3 bar
Max water pressure 5.5 bar



Velino Swan Neck Tap
Chrome TAP9033
Min water pressure 0.3 bar
Max water pressure 5.5 bar



Rienza Angled Tap
Chrome TAP8308
Min water pressure 0.3 bar
Max water pressure 5.5 bar



Breggia Angled Tap
Chrome TAP3240
Min water pressure 0.3 bar
Max water pressure 5.5 bar



Breggia Swan Neck Tap
Chrome TAP3230
Min water pressure 0.3 bar
Max water pressure 5.5 bar



Rienza Swan Neck Tap
Chrome TAP3547
Min water pressure 0.3 bar
Max water pressure 5.5 bar



Hi-Tech Tap
Chrome TAP3407
Min water pressure 0.2 bar
Max water pressure 5.5 bar

Chrome Mixer Taps



Arno Tap
Chrome TAP9423
Min water pressure 0.3 bar
Max water pressure 5.5 bar



Tap
Chrome Effect TAP3303
Min water pressure 0.2 bar
Max water pressure 5.5 bar

Brushed Mixer Taps



Garda Swan Neck Tap
Brushed Steel Effect TAP3564
Min water pressure 0.3 bar
Max water pressure 5.5 bar



Franke Fuji Tap
Silk Steel TAP8200
Min water pressure 1 bar
Max water pressure 5 bar



Alvo Swan Neck Tap
Brushed Steel Effect TAP3410
Min water pressure 0.5 bar
Max water pressure 5.5 bar



Calaggio Tap
Brushed Nickel TAP8310
Min water pressure 0.4 bar
Max water pressure 5.5 bar



Franke Active Tap
Aged Brass TAP8202
Min water pressure 1 bar
Max water pressure 5 bar



Lever Deck Mixer Tap
Chrome TAP9023
Min water pressure 0.1 bar
Max water pressure 5.5 bar

2 Tap Hole Taps



Deck Mixer Tap
Chrome TAP1129
Min water pressure 0.1 bar
Max water pressure 5 bar



Lever Pillar Taps
Chrome TAP9013
Min water pressure 0.1 bar
Max water pressure 5.5 bar



Pillar Taps
Chrome TAP1118
Min water pressure 0.1 bar
Max water pressure 5.5 bar



Garda Swan Neck Tap

Appliances

Explore trusted and leading appliance brand names offering a large range of sizes, finishes and features to suit any home.





Cooking Appliances

From page 249

Find a cooking appliance to suit your needs, whether it's innovative functions or cooking for a large family.

Refrigeration

From page 276

Choose a fridge or freezer to cater for any size household or lifestyle.



Washing and Drying

From page 281

Take the chore out of cleaning with our range of dishwashers, washing machines and tumble dryers.

LAMONA

at the heart of the kitchen

Cooking, cooling, washing and drying



3 Year Guarantee - Extended warranty now available

Call **0333 010 0009*** or visit: www.howdens.com/appliance-registration

www.howdens.com/lamona

Split Cavity and Steam Ovens

Choose an oven to suit your lifestyle, whether it's a steam oven for a healthier choice or a split cavity oven for family cooking.

Split Cavity

- Large capacity
- Use as a single or double oven
- Cook different meals at different temperatures

Steam

- Better crisping and rise when baking
- Steam function adds moisture back into the food
- Gentle steaming retains natural vitamins and minerals

Split Cavity Oven



LAMONA

Single Split Cavity Multi-Function Oven
LAM3676

14 Cooking functions, including conventional, fan and grilling

Includes soft-close door

Capacity: 82L

Energy rating: A

3 year guarantee on oven
5 year guarantee on oven door glass

Steam Ovens



LAMONA

Single Multi-Function Steam Assist Oven
LAM3803

17 Cooking functions, including true fan, fan grilling, steam assisted and cleaning

Includes telescopic runners and soft-close door

Capacity: 72L

Energy rating: A+

3 year guarantee on oven
5 year guarantee on oven door glass



LAMONA

Single Multi-Function Oven with Added Steam
LAM3802

10 Cooking functions, including conventional, steam and fan grilling

Includes telescopic runners

Capacity: 70L

Energy rating: A

3 year guarantee on oven
5 year guarantee on oven door glass



AEG

Single Multi-Function Pyrolytic Oven
HAG3803*

17 Cooking functions, including conventional, fan and fan grilling

Pyrolytic settings: 2

Capacity: 71L

Energy rating: A++

2 year guarantee



AEG

Single Touch Control Pyrolytic Oven
HAG3802*†

10 Cooking functions, including conventional, fan assisted, grilling and defrosting

Pyrolytic settings: 3

Capacity: 71L

Energy rating: A+

2 year guarantee



AEG

Single Multi-Function SteamBake® Pyrolytic Oven
HAG3708*

10 Cooking functions, including conventional, true fan, fan grilling and SteamBake®

Pyrolytic settings: 2

Capacity: 71L

Energy rating: A+

2 year guarantee

Steam and Pyrolytic Single Ovens

Pyrolytic ovens have a self-cleaning function which turns grease and grime to ash. Simply wipe away the ash to leave your oven cavity sparkling clean.

- **Wide range of cooking functions including pyrolytic cleaning**
- **Various designs to suit every kitchen**
- **Intuitive touch controls on selected models**

Steam Ovens



AEG

Single Multi-Function SteamBake Oven HAG3805*

9 Cooking functions, including conventional, fan and steam

Pyrolytic settings: 3

Capacity: 71L

Energy rating: A+

2 year guarantee

NEW



AEG

Single Multi-Function Pyrolytic Steam Assist Oven HAG3801*

9 Cooking functions, including true fan and steam assist cooking

Pyrolytic settings: 2

Capacity: 72L

Energy rating: A+

2 year guarantee

Pyrolytic Ovens



AEG

Single Multi-Function SteamBake® Oven HAG3603*

10 Cooking functions, including conventional, true fan, fan grilling and SteamBake®

Capacity: 71L

Energy rating: A+

2 year guarantee



LAMONA

Single Multi-Function Pyrolytic Oven LAM3709

15 Cooking functions, including conventional, true fan and fan grilling

Includes telescopic runners and soft-close door
Pyrolytic settings: 2

Capacity: 71L

Energy rating: A+

3 year guarantee on oven

5 year guarantee on oven door glass

NEW



LAMONA

Single Multi-Function Pyrolytic Oven LAM3708

15 Cooking functions, including conventional, true fan and fan grilling

Includes telescopic runners and soft-close door
Pyrolytic settings: 2

Capacity: 71L

Energy rating: A+

3 year guarantee on oven

5 year guarantee on oven door glass



LAMONA

Single Multi-Function Pyrolytic Oven LAM3707

8 Cooking functions, including conventional, true fan and fan grilling

Includes telescopic runners
Pyrolytic settings: 1

Capacity: 70L

Energy rating: A

3 year guarantee on oven

5 year guarantee on oven door glass

Pyrolytic Ovens



Miele

Single Pyrolytic PureLine Oven
HME3701

11 Cooking functions, including
conventional, fan, grilling,
fan grilling and defrosting

Pyrolytic settings: 3

Capacity: 76L

Energy rating: A+

2 year guarantee



Miele

Single Multi-Function
Pyrolytic Oven
HME3700

9 Cooking functions, including
conventional, fan, fan grilling,
grilling and defrosting

Pyrolytic settings: 3

Capacity: 76L

Energy rating: A+

2 year guarantee



AEG

Single Touch Control
Pyrolytic Oven
HAG3709*

12 Cooking functions, including
conventional, fan assisted,
grilling and defrosting

Pyrolytic settings: 3

Capacity: 71L

Energy rating: A+

2 year guarantee



ZANUSSI

Single Touch Control
Pyrolytic Oven
HZA3702*

10 Cooking functions, including
conventional, fan assisted,
grilling and defrosting

Pyrolytic settings: 2

Capacity: 72L

Energy rating: A+

1 year guarantee



ZANUSSI

Single Multi-Function
Pyrolytic Oven
HZA3701*

9 Cooking functions, including
conventional, true fan
and fan grilling

Pyrolytic settings: 2

Capacity: 72L

Energy rating: A+

1 year guarantee



Hotpoint

Single Multi-Function
Pyrolytic Oven
HHP3700

15 Cooking functions, including
Multiflow technology to ensure
even cooking throughout

Pyrolytic settings: 2

Capacity: 73L

Energy rating: A+

1 year guarantee



Lamona Pyrolytic Multi-Function Oven

Single Ovens

Offering a variety of cooking functions to assist with day-to-day life, these single ovens can be fitted in a number of configurations to suit any kitchen.

- **Various control systems available including intuitive touch control**
- **Variety of functions**
- **Side opening models for alternative access**
- **Numerous finishes to suit any kitchen**

Single Ovens



LAMONA
Single Black Stainless Steel Fan Oven LAM3411
4 Cooking functions, including true fan, fan grilling and defrosting
Capacity: 70L
Energy rating: A
3 year guarantee on oven
5 year guarantee on oven door glass



LAMONA
Single Fan Oven LAM3410
4 Cooking functions, including true fan, fan grilling and defrosting
Capacity: 70L
Energy rating: A
3 year guarantee on oven
5 year guarantee on oven door glass



LAMONA
Single Fan Oven LAM3451
5 Cooking functions, including true fan, fan grilling and defrosting
Capacity: 66L
Energy rating: A
3 year guarantee on oven
5 year guarantee on oven door glass



LAMONA
Single Conventional Oven LAM3214
4 Cooking functions, including conventional and grilling
Capacity: 74L
Energy rating: A
3 year guarantee on oven
5 year guarantee on oven door glass



Miele
Single Multi-Function Oven HME3601
10 Cooking functions, including conventional, fan, grilling, fan grilling and defrosting
Capacity: 76L
Energy rating: A+
2 year guarantee



Miele
Single Multi-Function Oven HME3600
10 Cooking functions, including conventional, fan, fan grilling, grilling and defrosting
Capacity: 76L
Energy rating: A+
2 year guarantee

Single Ovens



Single Slide&Hide®
Multi-Function Oven
HNF3605

9 Cooking functions, including
CircoTherm® hot air and conventional
Includes rotating handle
Capacity: 71L
Energy rating: A
2 year guarantee



Single Multi-Function Oven
HNF3401

6 Cooking functions, including
CircoTherm® hot air, conventional
and fan grilling
Capacity: 71L
Energy rating: A
2 year guarantee



Single Multi-Function Oven
HBH3602

9 Cooking functions, including
3D hot air, conventional
and fan grilling
Capacity: 71L
Energy rating: A
2 year guarantee



Single Fan Oven
HBH3401

4 Cooking functions, including
3D hot air, fan grilling
and defrosting
Includes child lock
Capacity: 66L
Energy rating: A
2 year guarantee



Single Fan Oven
HZA3401*

7 Cooking functions, including
turbo grilling and fan
controlled defrosting
Capacity: 72L
Energy rating: A
1 year guarantee



Lamona Black Stainless Steel Fan Oven



Single Multi-Function Oven
HHP3600

8 Cooking functions, including
true fan, BBQ and baking
Includes catalytic
cleaning setting
Capacity: 71L
Energy rating: A
1 year guarantee

Side Opening Oven



Single Side Opening Oven
HZA3501* (Right Hand)
HZA3500* (Left Hand)

7 Cooking functions, including
fan assisted, conventional,
grilling and defrosting
Capacity: 72L
Energy rating: A
1 year guarantee

Double Ovens

Increase cooking capacity and allow more flexibility to cook different dishes at different temperatures with a double oven.

- Increased cooking capacity
- Cook different meals simultaneously
- Built-in and built-under models available

Built-Under Double Ovens



LAMONA

Built-Under Double Fan Oven
LAM4408

2 Main oven functions, including true fan and defrosting

Main oven capacity: 48L
Main oven energy rating: A

4 Top oven functions, including conventional and grilling
Top oven capacity: 38L
Top oven energy rating: A

3 year guarantee on oven
5 year guarantee on oven door glass



AEG

Built-Under Double Multi-Function Oven
HAG4402*

2 Main oven functions, including true fan
Main oven capacity: 45L
Main oven energy rating: A

5 Top oven functions, including conventional and grilling
Top oven capacity: 42L
Top oven energy rating: A

2 year guarantee



BOSCH

Built-Under Double Fan Oven
HBH4401

3 Main oven functions, including true fan using 3D hot air

Main oven capacity: 47L
Main oven energy rating: A

4 Top oven functions, including conventional and grilling
Top oven capacity: 34L
Top oven energy rating: B

2 year guarantee

Built-In Pyrolytic Double Oven



NEFF

Built-In Double Multi-Function Pyrolytic Oven
HNF4603

8 Main oven functions, including CircoTherm® hot air
Main oven capacity: 71L
Main oven energy rating: A

Pyrolytic settings: 3

4 Top oven functions, including conventional
Top oven capacity: 34L
Top oven energy rating: B

2 year guarantee



Lamona Built-Under Double Fan Oven

Built-In Double Ovens



LAMONA

Built-In Double Multi-Function Oven
LAM4607

- 13 Main oven functions, including** conventional, true fan and grilling
- Main oven capacity: 71L
- Main oven energy rating: A
- 4 Top oven functions, including** conventional
- Top oven capacity: 38L
- Top oven energy rating: A
- 3 year guarantee on oven**
- 5 year guarantee on oven door glass**



LAMONA

Built-In Double Fan Oven
LAM4606

- 2 Main oven functions, including** true fan and defrosting
- Main oven capacity: 69L
- Main oven energy rating: A
- 4 Top oven functions, including** conventional and grilling
- Top oven capacity: 36L
- Top oven energy rating: A
- 3 year guarantee on oven**
- 5 year guarantee on oven door glass**



Built-In Double Multi-Function Oven
HNF4601

- 5 Main oven functions, including** CircoTherm® hot air
- Main oven capacity: 71L
- Main oven energy rating: B
- 4 Top oven functions, including** conventional
- Top oven capacity: 34L
- Top oven energy rating: B
- 2 year guarantee**



AEG

Built-In Double Multi-Function Oven
HAG4602*

- 8 Main oven functions, including** true fan
- Main oven capacity: 61L
- Main oven energy rating: A
- 5 Top oven functions, including** conventional
- Top oven capacity: 42L
- Top oven energy rating: A
- 2 year guarantee**



Built-In Double Fan Oven
HBH4601

- 5 Main oven functions, including** 3D hot air and conventional
- Main oven capacity: 71L
- Main oven energy rating: A
- 3 Top oven functions, including** conventional and grilling
- Top oven capacity: 34L
- Top oven energy rating: B
- 2 year guarantee**



ZANUSSI

Built-In Double Multi-Function
Fan Oven
HZA4601*

- 9 Main oven functions, including** true fan
- Main oven capacity: 61L
- Main oven energy rating: A
- 5 Top oven functions, including** conventional
- Top oven capacity: 42L
- Top oven energy rating: A
- 1 year guarantee**



Lamona Built-In Double Multi-Function Oven

Seamless Practicality

Built-in double ovens fit into our tower units in three different height configurations, making it easier to take food in and out of the oven.

Microwave Ovens

One of the most versatile culinary tools, offering defrosting, steaming, and heating options to speed up mealtimes.

Microwaves

- Different sizes available
- Variety of programmes including grilling, defrosting and reheating
- Various appliance configurations

Built-In Compact Ovens with Microwaves



LAMONA

Built-In 45cm Compact Oven with Microwave
LAM7005

10 Automatic cooking programmes, including fan and defrosting

Capacity: 48L
Grill wattage: 2000W
Microwave wattage: 800W
3 year guarantee on oven



LAMONA

Built-In 45cm Compact Oven with Microwave
LAM7004

10 Automatic cooking programmes, including fan and defrosting

Capacity: 48L
Grill wattage: 2000W
Microwave wattage: 800W
3 year guarantee on oven



AEG

Built-in 45cm Compact Oven with Microwave
HAG7007*

5 Automatic cooking programmes, including combination, fan grilling and defrosting

Capacity: 43L
Grill wattage: 1900W
Microwave wattage: 1000W
2 year guarantee



AEG

Built-In 45cm Compact Oven with Microwave
HAG7002*

9 Automatic cooking programmes, including combination and defrosting

Capacity: 43L
Grill wattage: 1900W
Microwave wattage: 1000W
2 year guarantee



Lamona Compact Oven with Microwave

Built-in Combination Microwave Ovens



Miele

Built-In 45cm Combination Microwave
HME7000

12 Automatic cooking programmes, including fan grilling and defrosting

Capacity: 43L
Microwave wattage: 1000W
2 year guarantee



Miele

Built-In 45cm Combination Microwave
HNF7003

12 Automatic cooking programmes, including fan grilling and defrosting

Capacity: 44L
Microwave wattage: 1750W
2 year guarantee



AEG

Built-In 45cm Combination Microwave
HAG7006*

9 Automatic cooking programmes, including fan and defrosting

Capacity: 43L
Grill wattage: 1900W
Microwave wattage: 1000W
2 year guarantee



AEG

Built-in 45cm Combination Microwave
HAG7010*

14 Automatic cooking programmes, including fan and defrosting

Capacity: 43L
Grill wattage: 1900W
Microwave wattage: 1000W
2 year guarantee



BOSCH

Built-In 45cm Combination Microwave
HBH7004

12 Automatic cooking programmes, including fan grilling and defrosting

Capacity: 44L
Grill wattage: 1750W
Microwave wattage: 900W
2 year guarantee



Hotpoint

Built-in 45cm Combination Microwave
HHP7000

12 Automatic cooking programmes, including fan grilling and defrosting

Capacity: 40L
Grill wattage: 1600W
Microwave wattage: 900W
1 year guarantee



ZANUSSI

Built-in 45cm Combination Microwave
HZA7000*

9 Automatic cooking programmes, including fan grilling and defrosting

Capacity: 43L
Grill wattage: 1900W
Microwave wattage: 1000W
1 year guarantee



Lamona Compact Oven with Microwave, Pyrolytic Oven and Warming Drawer

Built-In Microwave Ovens with Grill



LAMONA

Built-In 45cm Microwave and Grill
LAM7151

8 Automatic cooking programmes, including combination and defrosting

Capacity: 25L
Grill wattage: 1000W
Microwave power: 900W

3 year guarantee




AEG

Built-In 45cm Microwave and Grill
HAG7004*

7 Automatic cooking programmes, including grilling and defrosting

Capacity: 26L
Grill wattage: 800W
Microwave wattage: 900W

2 year guarantee



ZANUSSI

Built-In 38cm Microwave and Grill
HZA7101*

3 Automatic cooking programmes, including grilling and defrosting

Capacity: 26L
Grill wattage: 1000W
Microwave power: 900W

1 year guarantee

Built-In Microwaves



Hotpoint

Built-In 38cm Microwave and Grill
HHP7100

9 Automatic cooking programmes, including fan grilling and defrosting

Capacity: 31L
Grill wattage: 800W
Microwave power: 1000W

1 year guarantee



LAMONA

Built-In 38cm Wall Mounted Microwave
HJA7030†

5 Automatic cooking programmes, including defrosting

4 Power levels
Capacity: 22L
Microwave wattage: 750W

3 year guarantee



LAMONA

Built-In 38cm Microwave
LAM7300

8 Automatic cooking programmes, including defrosting

5 Power levels

Capacity: 20L
Microwave wattage: 800W

3 year guarantee



Hotpoint

Built-In 38cm Microwave
HNF7301*

7 Automatic cooking programmes, including defrosting

5 Power levels

Capacity: 20L
Microwave wattage: 800W

2 year guarantee



BOSCH

Built-In 38cm Microwave
HBH7300

7 Automatic cooking programmes, including defrosting

5 Power levels

Capacity: 20L
Microwave wattage: 800W

2 year guarantee



"There are so many pockets of innovation hidden around my kitchen, thanks to my fantastic Lamona appliances. I can't wait to get baking."



With the help of Howdens, Ruby discovered our exclusive Lamona appliances. Key to her kitchen design, she chose innovative products that were both functional and stylish.



@rubybhogal Elmbridge Porcelain

Ruby Bhogal's Elmbridge Kitchen

Celebrity baker and finalist on The Great British Bake Off in 2018, Ruby Bhogal, wanted a kitchen makeover that would help her create culinary masterpieces.

Warming Drawers and Coffee Machine

Add a warming drawer and coffee machine to complement your cooking appliances.

Warming Drawers

- Fits into tower units
- Use to keep food warm
- Slow cook food at low temperatures

Coffee Machines

- Ideal for coffee enthusiasts
- Includes pre-programmed functions

Warming Drawers

NEW

LAMONA

Built-in 14cm Warming Drawer
LAM9006

5 Functions, including
plate warming, defrosting
and dough proving

Maximum load capacity: 25kg

Maximum temperature: 80°C

3 year guarantee



LAMONA

Built-in 14cm Warming Drawer
LAM9005

5 Functions, including
plate warming, defrosting
and dough proving

Maximum load capacity: 25kg

Maximum temperature: 80°C

3 year guarantee



Miele

Built-In 14cm Warming Drawer
HME9000

4 Functions, including
plate warming and dough proving
Includes removable non-slip mat

Maximum load capacity: 25kg

Maximum temperature: 85 °C

2 year guarantee



EFF

Built-In 14cm Warming Drawer
HNF9000

5 Functions, including
plate warming, defrosting
and dough proving

Maximum load capacity: 25kg

Maximum temperature: 80°C

2 year guarantee



EFF

Built-In 14cm Warming Drawer
HNF9001

4 Functions, including
plate warming and dough proving
Includes removable non-slip mat

Maximum load capacity: 15kg

Maximum temperature: 80°C

2 year guarantee



AEG

Built-In 14cm Warming Drawer
HAG9003*

4 Functions, including
plate warming, defrosting
and dough proving

Includes removable non-slip mat

Maximum load capacity: 15kg

Maximum temperature: 80°C

2 year guarantee

NEW

AEG

Built-in 14cm Warming Drawer
HAG9004*

4 Functions, including
plate warming, defrosting
and dough proving

Maximum load capacity: 15kg

Maximum temperature: 80°C

2 year guarantee



BOSCH

Built-In 14cm Warming Drawer
HBH9006

4 Functions, including
plate warming, defrosting
and dough proving

Maximum load capacity: 25kg

Maximum temperature: 80°C

2 year guarantee



BOSCH

Built-In 14cm Warming Drawer
HBH9001

4 Functions, including
plate warming, defrosting
and dough proving

Includes removable non-slip mat

Maximum load capacity: 15kg

Maximum temperature: 80°C

2 year guarantee

Coffee Machine



AEG

Built-In Bean-to-Cup Coffee
Machine
HAG9101¹

Includes frothing nozzle
and hot water spout

Water container capacity: 2.5L

2 year guarantee



Lamona Warming Drawer, Steam Assisted Oven and Combi Microwave

Range and Freestanding Cookers

Range cookers offer a traditional look with impressive functionality. Choose from gas and induction hobs and a range of cavity sizes to suit your cooking style.

- Large capacity cookers to cater for big families
- Ideal for batch baking
- Various styles and finishes available
- Manufactured in the UK

Induction and Electric Range Cookers



RANGEmaster
UNRIVALLED PERFORMANCE
Infusion 110cm Stainless Steel Induction Range Cooker HRM5102 **UK**
Includes glide-out grill and hot hob indicators
Left oven capacity: 79L
Right oven capacity: 79L
5 Induction zones
Energy rating: A
2 year guarantee*



RANGEmaster
UNRIVALLED PERFORMANCE
Infusion 90cm Stainless Steel Induction Range Cooker HRM5100 **UK**
Includes glide-out grill, hot hob indicators and telescopic shelf
Left oven capacity: 79L
Right oven capacity: 67L
5 Induction zones
Energy rating: A
2 year guarantee*



RANGEmaster
UNRIVALLED PERFORMANCE
Infusion 110cm Slate Induction Range Cooker HRM5103 **UK**
Includes glide-out grill and hot hob indicators
Left oven capacity: 79L
Right oven capacity: 79L
5 Induction zones
Energy rating: A
2 year guarantee*



RANGEmaster
UNRIVALLED PERFORMANCE
Infusion 90cm Slate Induction Range Cooker HRM5101 **UK**
Includes glide-out grill, hot hob indicators and telescopic shelf
Left oven capacity: 79L
Right oven capacity: 67L
5 Induction zones
Energy rating: A
2 year guarantee*



RANGEmaster
UNRIVALLED PERFORMANCE
Infusion Classic 110cm Black Induction Range Cooker HRM5105 **UK**
Includes telescopic runners and hob on indicator
Left oven capacity: 79L
Right oven capacity: 79L
5 Induction zones
Energy rating: A
2 year guarantee*



RANGEmaster
UNRIVALLED PERFORMANCE
Infusion Classic 90cm Black Induction Range Cooker HRM5104 **UK**
Includes telescopic runners and hob on indicator
Left oven capacity: 79L
Right oven capacity: 67L
5 Induction zones
Energy rating: A
2 year guarantee*



NEW

RANGEMASTER
UNRIVALLED PERFORMANCE

Infusion Classic 110cm Royal Pearl Induction Range Cooker HRM5107 **UK**

Includes telescopic runners and hob on indicator

Left oven capacity: 79L
Right oven capacity: 79L
5 Induction zones

Energy rating: A
2 year guarantee*



NEW

RANGEMASTER
UNRIVALLED PERFORMANCE

Infusion Classic 90cm Royal Pearl Induction Range Cooker HRM5106 **UK**

Includes telescopic runners and hob on indicator

Left oven capacity: 79L
Right oven capacity: 67L
5 Induction zones

Energy rating: A
2 year guarantee*

Dual Fuel Range Cooker



RANGEMASTER
UNRIVALLED PERFORMANCE

Infusion 110cm Stainless Steel Dual Fuel Range Cooker HRM5010 **UK**

Includes telescopic shelf, storage drawer and Teppanyaki griddle

Left oven capacity: 79L
Right oven capacity: 79L
5 Gas burners plus a 4KW multi-ring burner

Energy rating: A
2 year guarantee*



Rangemaster Infusion Induction Range Cooker

Rangemaster Cooking

Range cookers take meal times to the next level by offering plenty of room for culinary adventures, whether in large or small layouts.

To see these appliances in real homes, search 'Rangemaster' on howdens.com

Dual Fuel Range Cookers



RANGEmaster UNRIVALLED PERFORMANCE

Infusion 90cm Stainless Steel Dual Fuel Range Cooker HRM5008 **UK**

Includes glide-out grill and teppanyaki griddle

Left oven capacity: 79L
Right oven capacity: 67L
4 Gas burners plus a 4KW multi-ring burner

Energy rating: A

2 year guarantee*



RANGEmaster UNRIVALLED PERFORMANCE

Infusion 110cm Stainless Steel Dual Fuel Range Cooker HRM5011 **UK**

Includes telescopic shelf, storage drawer and teppanyaki griddle

Left oven capacity: 79L
Right oven capacity: 79L
5 Gas burners plus a 4KW multi-ring burner

Energy rating: A

2 year guarantee*



RANGEmaster UNRIVALLED PERFORMANCE

Infusion 90cm Slate Dual Fuel Range Cooker HRM5009 **UK**

Includes glide-out grill and teppanyaki griddle

Left oven capacity: 79L
Right oven capacity: 67L
4 Gas burners plus a 4kW multi-ring burner

Energy rating: A

2 year guarantee*



RANGEmaster UNRIVALLED PERFORMANCE

Infusion Classic 110cm Black Dual Fuel Range Cooker HRM5015 **UK**

Includes telescopic shelf, storage drawer and teppanyaki griddle

Left oven capacity: 79L
Right oven capacity: 79L
5 Gas burners plus a 4KW multi-ring burner

Energy rating: A

2 year guarantee*



RANGEmaster UNRIVALLED PERFORMANCE

Infusion Classic 90cm Black Dual Fuel Range Cooker HRM5013 **UK**

Includes telescopic shelf and teppanyaki griddle

Left oven capacity: 79L
Right oven capacity: 67L
4 Gas burners plus a 4KW multi-ring burner

Energy rating: A

2 year guarantee*



RANGEmaster UNRIVALLED PERFORMANCE

Infusion Classic 110cm Royal Pearl Dual Fuel Range Cooker HRM5017 **UK**

Includes telescopic shelf, storage drawer and teppanyaki griddle

Left oven capacity: 79L
Right oven capacity: 79L
5 Gas burners plus a 4kw multi-ring burner

Energy rating: A

2 year guarantee*



RANGEmaster UNRIVALLED PERFORMANCE

Infusion Classic 90cm Royal Pearl Dual Fuel Range Cooker HRM5016 **UK**

Includes telescopic shelf and teppanyaki griddle

Left oven capacity: 79L
Right oven capacity: 67L
4 Gas burners plus a 4kw multi-ring burner

Energy rating: A

2 year guarantee*



LEISURE

Cuisinemaster 90cm Stainless Steel Dual Fuel Range Cooker HAP5002

Main oven functions include true fan
Capacity: 63L

Top oven functions include conventional and grilling
Capacity: 33L

Right oven functions include true fan
Capacity: 79L

5 Gas burners
Energy rating: A

1 year guarantee



LEISURE

Cuisinemaster 90cm Black Dual Fuel Range Cooker HAP5003

Main oven functions include true fan
Capacity: 63L

Top oven functions include fan
Capacity: 33L

Right oven functions include true fan
Capacity: 79L

5 Gas burners
Energy rating: A

1 year guarantee

Electric Range Cooker



beko

Electric 90cm Stainless Steel
Range Cooker
FBQ5100

Main oven functions include
fan and grilling

Shelf positions: 5
Capacity: 112L

5 Ceramic zones
Energy rating: B

1 year guarantee

Freestanding Cookers



LAMONA

Freestanding 60cm Ceramic Cooker
FLM5400

Main oven functions include
fan and defrosting

Capacity: 69L
Main oven energy rating: A

Top oven functions include
conventional and grilling

Capacity: 36L
Top oven energy rating: C

4 Ceramic zones
Energy rating: A

3 year guarantee on oven
5 year guarantee on door glass



beko

Freestanding 50cm
Electric Cooker
FBQ5401†

Oven functions include
conventional and grilling
Capacity: 60L

4 Solid plate zones
Energy rating: A

1 year guarantee



Beko Electric Range Cooker

Induction Hobs

Choose from our large range of induction hobs to suit your cooking needs, including vented, flex and bridge models.

- **Energy efficient**
- **Vented models combine a hob and cooker hood in one**
- **Flex models allow additional pan options**
- **Easy to clean**
- **Precise temperature control**
- **Cook&Connect technology available on selected models**

Vented Induction Hobs



LAMONA

4 Zone Bridging Vented Induction Hob LAM9550

Includes 4 induction zones, 4 fan speeds, front touch control panel, timer and child lock

Extraction rate: 485m³/h
Noise level: 71dB
Energy rating: B

3 year guarantee



LAMONA

4 Zone Bridging Vented Induction Hob LAM9501

Includes flex induction, 4 induction zones, 9 fan speeds + 1 boost, front touch control panel, timer and child lock

Extraction rate: 434m³/h
Noise level: 75dB
Energy rating: B

3 year guarantee

Flex Induction Hobs



Miele

4 Zone Touch Control Flex Induction Hob with Home Connect HME1975

Includes 4 induction zones, flex induction, front touch control panel, power boost and child lock

2 year guarantee



BOSCH

5 Zone Touch Control Flex Induction Hob HBH1806

Includes flex induction, power boost, front touch control panel and child lock

2 year guarantee



Hotpoint

8 Zone Touch Control Flex Induction Hob HHP1801

Includes flex induction, power boost, front touch control panel and child lock

1 year guarantee



Hotpoint

4 Zone Touch Control Flex Induction Hob HHP1800

Includes 4 induction zones, flex induction, front touch control panel, timer and child lock

1 year guarantee



Lamona Bridging Vented Induction Hob

5 Zone Bridge Induction Hobs



LAMONA

5 Zone Touch Control Bridge Induction Hob with Cook&Connect LAM1951

Includes 5 induction zones, 2 bridging zones, front touch control panel, timer and child lock

3 year guarantee



5 Zone Touch Control Bridge Induction Hob HNF1807

Includes 5 induction zones, 1 bridging zone, front touch control panel, keep warm function, timer and child lock

2 year guarantee



AEG

5 Zone Touch Control Bridge Induction Hob with Hob2Hood® HAG1853*

Includes 5 induction zones, 1 bridging zone, front touch slider controls, power boost, timer and child lock

2 year guarantee

4 Zone Bridge Induction Hobs




LAMONA

4 Zone Touch Control Bridge Induction Hob with Cook&Connect LAM1851

Includes 4 induction zones, 2 bridging zones, front touch control panel, timer and child lock

3 year guarantee



4 Zone Touch Control Bridge Induction Hob HNF1806

Includes 4 induction zones, 1 bridging zone, front touch control panel, Stop and Go, timer and child lock

2 year guarantee



AEG

4 Zone Touch Control Bridge Induction Hob HAG1854*

Includes 4 induction zones, power boost, front touch control panel, timer and child lock

2 year guarantee

5 Zone Induction Hobs



ZANUSSI

4 Zone Touch Control Bridge Induction Hob with Hob2Hood® HZA1850*

Includes 4 induction zones, 1 bridging zone, front touch control panel and power boost

1 year guarantee



LAMONA

5 Zone Touch Control Induction Hob with Cook&Connect LAM1902

Includes 5 induction zones, front touch control panel, slider touch controls, Stop and Go, timer and child lock

3 year guarantee



AEG

5 Zone Touch Control Induction Hob with Hob2Hood® HAG1852*

Includes MaxiSense® induction zones, front touch control panel, slider touch controls, Stop and Go, timer and child lock

2 year guarantee

4 Zone Induction Hobs



BOSCH

5 Zone Touch Control Induction Hob HBH1804

Includes 5 induction zones, front touch control panel, timer and child lock

2 year guarantee



LAMONA

4 Zone Touch Control Induction Hob LAM1803

Includes 4 induction zones, front touch control panel and child lock

3 year guarantee



Miele

4 Zone Touch Control Induction Hob HME1900

Includes 4 induction zones, front touch control panel, power boost, timer and child lock

2 year guarantee

4 Zone Induction Hobs



Miele

4 Zone Touch Control Induction Hob HME1800

Includes 4 induction zones, front touch control panel, power boost, Stop and Go and child lock

2 year guarantee



AEG

4 Zone Touch Control Induction Hob with Hob2Hood® HAG1802*

Includes 4 MaxiSense® induction zones, front touch control panel, slider touch controls, Stop and Go, timer and child lock

2 year guarantee



BOSCH

4 Zone Touch Control Induction Hob HBH1808

Includes 4 induction zones, front touch control panel, timer and child lock

2 year guarantee



ZANUSSI

4 Zone Touch Control Induction Hob HZA1801*

Includes 4 induction zones, front touch control panel, slider touch controls, timer and child lock

1 year guarantee

13AMP Induction Hobs



Miele

4 Zone Touch Control Induction Hob HNF1804†

Includes 4 induction zones, front touch control panel, power boost, timer and child lock

2 year guarantee



BOSCH

4 Zone Touch Control Induction Hob HBH1807

Includes 4 induction zones, front touch control panel, power boost, timer and child lock

2 year guarantee

2 Zone Induction Hob



LAMONA

2 Zone Touch Control Domino Induction Hob LAM1890

Includes 2 induction zones, front touch control panel, timer and child lock

Amperage: 16 AMP

3 year guarantee

Electric Hob



LAMONA

4 Zone Solid Hot Plate Hob LAM1217

Includes 4 cooking zones, hob on indicator and right side rotary controls

3 year guarantee



Lamona 4 Zone Touch Control Induction Hob

Ceramic Hobs

Ceramic hobs offer a smooth easy to clean surface and incremental temperature settings, ensuring consistent results time after time.

- **2 Zone model to suit small spaces**
- **Works with all types of pans**
- **Touch control models available**

5 Zone Ceramic Hob



LAMONA

5 Zone Touch Control Ceramic Hob
LAM1750

Includes 5 Hi-Lite cooking zones, front touch control panel, slider touch controls, timer and child lock

3 year guarantee

4 Zone Ceramic Hobs



LAMONA

4 Zone Touch Control Ceramic Hob
LAM1746

Includes 4 Hi-Lite cooking zones, front touch control panel and child lock

3 year guarantee



LAMONA

4 Zone Side Control Ceramic Hob
LAM1706

Includes 4 Hi-Lite cooking zones and right side rotary control panel

3 year guarantee



4 Zone Touch Control Ceramic Hob
HNF1702

Includes 4 Hi-Lite cooking zones, front touch control panel, timer and child lock

2 year guarantee



AEG

4 Zone Touch Control Ceramic Hob
HAG1700*

Includes 4 Hi-Lite cooking zones, front touch control panel and child lock

2 year guarantee



4 Zone Touch Control Ceramic Hob
HBH1700

Includes 4 Hi-Lite cooking zones, front touch control panel and child lock

2 year guarantee



ZANUSSI

4 Zone Touch Control Ceramic Hob
HZA1701*

Includes 4 Hi-Lite cooking zones, front touch control panel, timer and child lock

1 year guarantee

2 Zone Ceramic Hob



LAMONA

2 Zone Touch Control Domino Ceramic Hob
LAM1749

Includes 2 Hi-Lite cooking zones, front touch control panel, timer and child lock

3 year guarantee

Gas Hobs

A more traditional way of cooking, gas hobs offer easy to use rotary controls, robust pan supports and instant powerful heat.

- **Rotary controls**
- **Available in stainless steel or glass**
- **Flame-failure device**

5 Burner Gas on Glass Hobs



LAMONA

5 Burner Gas on Glass Hob
LAM1551

Includes cast iron pan supports, automatic ignition, flame-failure device, wok burner and front rotary controls

3 year guarantee



AEG

5 Burner Gas on Glass Hob
HAG1403*

Includes cast iron pan supports, automatic ignition, flame-failure device, wok burner and front rotary controls

2 year guarantee

4 Burner Gas on Glass Hobs



LAMONA

4 Burner Gas on Glass Hob
LAM1501

Includes cast iron pan supports, automatic ignition, flame-failure device and front rotary controls

3 year guarantee



AEG

4 Burner Gas on Glass Hob
HAG1402*

Includes cast iron pan supports, automatic ignition, flame-failure device, wok burner and front rotary controls

2 year guarantee

5 Burner Gas Hobs



LAMONA

5 Burner Professional Gas Hob
LAM1113

Includes cast iron pan supports, automatic ignition, flame-failure device, wok burner and front rotary controls

3 year guarantee



Miele

5 Burner Gas Hob
HME1101

Includes cast iron pan supports, automatic ignition, flame-failure device, wok burner and front rotary controls

2 year guarantee



NEFF

5 Burner Gas Hob
HNF1111

Includes cast iron pan supports, automatic ignition, flame-failure device, wok burner, FlameSelect and front rotary controls

2 year guarantee



AEG

5 Burner Gas Hob
HAG1012*

Includes cast iron pan supports, automatic ignition, flame-failure device, wok burner and front rotary controls

2 year guarantee

5 Burner Gas Hobs



5 Burner Gas Hob
HBH1110

Includes cast iron pan supports, automatic ignition, flame-failure device, wok burner, FlameSelect and front rotary controls

2 year guarantee



5 Burner Gas Hob
HZA1103*

Includes cast iron pan supports, automatic ignition, wok burner and front rotary controls

1 year guarantee



5 Burner Gas Hob
HHP1103

Includes cast iron pan supports, automatic ignition, flame-failure device, wok burner and front rotary controls

1 year guarantee

4 Burner Gas Hobs



4 Burner Professional Gas Hob
LAM1112

Includes cast iron pan supports, automatic ignition, flame-failure device and front rotary controls

3 year guarantee



4 Burner Gas Hob
LAM1009

Includes enamel pan supports, automatic ignition, flame-failure device and right side rotary controls

3 year guarantee



4 Burner Gas Hob
HME1100

Includes cast iron pan supports, automatic ignition, flame-failure device and front rotary controls

2 year guarantee



4 Burner Gas Hob
HNF1101

Includes cast iron pan supports, automatic ignition, wok burner, FlameSelect and front rotary controls

2 year guarantee



4 Burner Gas Hob
HAG1002*

Includes cast iron pan supports, automatic ignition, flame-failure device and front rotary controls

2 year guarantee



4 Burner Gas Hob
HBH1100

Includes cast iron pan supports, automatic ignition, FlameSelect and front rotary controls

2 year guarantee



4 Burner Gas Hob
HBH1000†

Includes cast iron pan supports, automatic ignition, flame-failure device and right side rotary controls

2 year guarantee



4 Burner Gas Hob
HZA1102*

Includes cast iron pan supports, automatic ignition, wok burner and front rotary controls

1 year guarantee



4 Burner Gas Hob
HHP1102

Includes cast iron pan supports, automatic ignition, wok burner, flame-failure device and front rotary controls

1 year guarantee

Cooker Hoods

Our range of cooker hoods combine style and functionality to suit your kitchen.

- **Ceiling models can be surface-mounted, recessed or semi-recessed**
- **Concealed downdraft models**
- **Variety of finishes**
- **Contemporary glass models**
- **Canopy designs concealed within kitchen cabinet**

Ceiling Cooker Hood



LAMONA

Ceiling Cooker Hood
110cm - LAM2950
2 Fan speeds + 1 boost
Remote-controlled operation
Can be surface-mounted, recessed or semi-recessed
Extraction rate: 646m³/h
Noise Level: 77dB
Energy rating: A
3 year guarantee

Island Cooker Hoods



LAMONA

Pendant Cooker Hood
42cm - LAM2853
3 Fan speeds + 1 boost
Extraction rate: 600m³/h
Noise level: 68dB
Energy rating: A
3 year guarantee



Lamona Pendant Cooker Hood



LAMONA

T-Box Island Cooker Hood
90cm - LAM2851
3 Fan speeds
Extraction rate: 621m³/h
Noise level: 58dB
Energy rating: B
3 year guarantee



LAMONA

Curved Glass Chimney Island Cooker Hood
90cm - LAM2850†
3 Fan speeds
Extraction rate: 420m³/h
Noise level: 73dB
Energy rating: C
3 year guarantee

Angled Cooker Hoods



LAMONA

Black Angled Cooker Hood
 60cm - LAM2707
 90cm - LAM2708
 3 Fan speeds
 60cm Extraction rate: 648m³/h
 90cm Extraction rate: 609m³/h
 Noise level: 63dB
 Energy rating: A
3 year guarantee

T-Box Cooker Hoods



LAMONA

T-Box Chimney Cooker Hood with Cook&Connect
 60cm - LAM2877
 90cm - LAM2878
 3 Fan speeds + 1 boost
 Extraction rate: 570m³/h
 Noise level: 68dB
 Energy rating: A
3 year guarantee



LAMONA

T-Box Chimney Cooker Hood
 60cm - LAM2803
 90cm - LAM2802†
 3 Fan speeds
 60cm Extraction rate: 475m³/h
 90cm Extraction rate: 479m³/h
 60cm Noise level: 56dB
 90cm Noise level: 63dB
 Energy rating: C
3 year guarantee



Miele

T-Box Chimney Cooker Hood
 60cm - HME2400
 90cm - HME2401
 3 Fan speeds
 Extraction rate: 395m³/h
 Noise level: 56dB
 Energy rating: A
2 year guarantee



Miele

T-Box Chimney Cooker Hood
 60cm - HNF2802
 90cm - HNF2803
 3 Fan speeds + 2 boost
 60cm Extraction rate: 414m³/h
 90cm Extraction rate: 427m³/h
 60cm Noise level: 61dB
 90cm Noise level: 55dB
 Energy rating: A
2 year guarantee



Hotpoint

Black T-Box Chimney Cooker Hood
 90cm - HHP2800
 3 Fan speeds + 1 boost
 Extraction rate: 713m³/h
 Noise level: 72dB
 Energy rating: A
1 year guarantee

Glass Cooker Hoods



LAMONA

Flat Glass Cooker Hood
 60cm - LAM2566
NEW 70cm - LAM2578
 90cm - LAM2592
 3 Fan speeds
 Extraction rate: 510m³/h
 Noise level: 65dB
 Energy rating: C
3 year guarantee



LAMONA

Curved Glass Cooker Hood
 60cm - LAM2580
 90cm - LAM2581
 3 Fan speeds
 60cm Extraction rate: 531m³/h
 90cm Extraction rate: 536m³/h
 Noise level: 65dB
 Energy rating: A+
3 year guarantee

Glass Cooker Hoods



LAMONA

Curved Glass Cooker Hood
 60cm - LAM2505†
 90cm - LAM2506†
 3 Fan speeds
 Extraction rate: 432m³/h
 Noise level: 53dB
 Energy rating: C
3 year guarantee



ZANUSSI

Curved Glass Cooker Hood
 60cm - HZA2600*
 90cm - HZA2601*
 3 Fan speeds
 Extraction rate: 500m³/h
 Noise level: 69dB
 Energy rating: C
1 year guarantee

Chimney Cooker Hoods



LAMONA

T-Box Chimney Cooker Hood
 60cm - LAM2475†
 90cm - LAM2476†
 3 Fan speeds
 Extraction rate: 600m³/h
 60cm Noise level: 66dB
 90cm Noise level: 65dB
 Energy rating: A+
3 year guarantee



LAMONA

Chimney Cooker Hood
 60cm - LAM2410
 90cm - LAM2412
 3 Fan speeds
 60cm Extraction rate: 326m³/h
 90cm Extraction rate: 441m³/h
 60cm Noise level: 66dB
 90cm Noise level: 71dB
 Energy rating: B
3 year guarantee



LAMONA

Black Chimney Cooker Hood
 60cm - LAM2411
 90cm - LAM2413
 3 Fan speeds
 60cm Extraction rate: 325m³/h
 90cm Extraction rate: 440m³/h
 60cm Noise level - 66dB
 90cm Noise level - 71dB
 Energy rating: B
3 year guarantee



RANGEMASTER

Black Chimney Cooker Hood
 90cm - HRM2411
 110cm - HRM2412
 3 Fan speeds
 Extraction rate: 440m³/h
 Noise level: 69dB
 Energy rating: D
2 year guarantee



RANGEMASTER

Stainless Steel Chimney Cooker Hood
 90cm - HRM2404
 110cm - HRM2406
 3 Fan speeds
 Extraction rate: 440m³/h
 Noise level: 69dB
 Energy rating: D
2 year guarantee



RANGEMASTER

Slate Chimney Cooker Hood
 90cm - HRM2405
 110cm - HRM2407
 3 Fan speeds
 Extraction rate: 440m³/h
 Noise level: 69dB
 Energy rating: D
2 year guarantee



NEFF

Chimney Cooker Hood
 60cm - HNF2401†
 3 Fan speeds
 Extraction rate: 360m³/h
 Noise level: 66dB
 Energy rating: C
2 year guarantee

Chimney Cooker Hoods



AEG

Chimney Cooker Hood with Hob2Hood®
90cm - HAG2806*
6 Fan speeds
Extraction rate: 448m³/h
Noise level: 73dB
Energy rating: A
2 year guarantee



AEG

Chimney Cooker Hood with Hob2Hood®
60cm - HAG2901*
3 Fan speeds + 1 boost
Extraction rate: 352m³/h
Noise level: 55dB
Energy rating: A
2 year guarantee



BOSCH

Stainless Steel Chimney Cooker Hood
60cm - HBH2400
90cm - HBH2401
3 Fan speeds
Extraction rate: 360m³/h
60cm Noise level: 66dB
90cm Noise level: 65dB
Energy rating: D
2 year guarantee

Canopy Cooker Hoods



LAMONA

Premium Canopy Cooker Hood
60cm - LAM2375
80cm - LAM2376
3 Fan speeds + 1 boost
Extraction rate: 680m³/h
Noise level: 71dB
Energy rating: A
3 year guarantee



LAMONA

Canopy Cooker Hood
60cm - LAM2304
80cm - LAM2305
3 Fan speeds
60cm Extraction rate: 321m³/h
80cm Extraction rate: 456m³/h
Noise level: 63dB
60cm Energy rating: B
90cm Energy rating: C
3 year guarantee

Conventional Cooker Hoods



LAMONA

Stainless Steel Conventional Cooker Hood
60cm - LAM2105
3 Fan speeds
Extraction rate: 212m³/h
Noise level: 72dB
Energy rating: C
3 year guarantee



LAMONA

White Conventional Cooker Hood
60cm - LAM2104
3 Fan speeds
Extraction rate 212m³/h
Noise Level: 72dB
Energy rating: C
3 year guarantee



Lamona Canopy Cooker Hood

Refrigeration

Choose from our integrated or freestanding models to suit any style and space.

Fridges and Freezers

- Integrated models concealed behind cabinet doors
- Different configurations to suit your lifestyle
- Frost-free models available
- Combined fridge and freezer for limited spaces
- Large capacity American styles available

Wine Coolers

- Great for entertaining
- Various bottle capacities available

Integrated Full Height Fridges



LAMONA

Integrated Full Height Larder Fridge LAM6702

Capacity: 309L
Defrost: Automatic
Includes 4 glass shelves and bottle rack
3 year guarantee



AEG

Integrated Full Height Larder Fridge HAG6702*

Capacity: 311L
Defrost: Automatic
Includes 5 glass shelves, 2 compartments and audible alarm
2 year guarantee



Integrated Full Height Freezers



LAMONA

Integrated Full Height Freezer LAM6802

Capacity: 220L
Defrost: Frost-free
Includes 8 compartments and audible alarm
3 year guarantee



AEG

Integrated Full Height Frost-Free Freezer HAG6802*

Capacity: 204L
Defrost: Frost-free
Includes 7 compartments and audible alarm
2 year guarantee



Lamona Integrated 70/30 Fridge Freezer

Integrated 70/30 Fridge Freezers



LAMONA

Integrated 70/30 Frost-Free Fridge Freezer
LAM6351
Fridge capacity: 193L
Fridge defrost: Automatic
Includes 4 glass shelves and audible alarm
Freezer capacity: 69L
Freezer defrost: Frost-free
Includes 3 compartments
3 year guarantee



LAMONA

Integrated 70/30 Fridge Freezer
LAM6301
Fridge capacity: 193L
Fridge defrost: Automatic
Includes 4 glass shelves
Freezer capacity: 78L
Freezer defrost: Manual
Includes 3 compartments
3 year guarantee



Integrated 70/30 Fridge Freezer
HNF6353
Fridge capacity: 184L
Fridge defrost: Frost-free
Includes 4 glass shelves
Freezer capacity: 76L
Freezer defrost: Frost-free
Includes 3 compartments
2 year guarantee



AEG

Integrated 70/30 Frost-Free Fridge Freezer
HAG6303*
Fridge capacity: 208L
Fridge defrost: Automatic
Includes 5 glass shelves and audible alarm
Freezer capacity: 61L
Freezer defrost: Frost-free
Includes 3 compartments
2 year guarantee



BOSCH

Integrated 70/30 Fridge Freezer
HBH6302
Fridge capacity: 184L
Fridge defrost: Frost-Free
Includes 4 glass shelves
Freezer capacity: 76L
Freezer defrost: Frost-free
Includes 3 compartments
2 year guarantee



ZANUSSI

Integrated 70/30 Frost-Free Fridge Freezer
HZA6301*
Fridge capacity: 192L
Fridge defrost: Automatic
Includes 5 glass shelves
Freezer capacity: 61L
Freezer defrost: Frost-free
Includes 3 compartments
1 year guarantee



Integrated 60/40 Fridge Freezer



Miele

Integrated 60/40 Frost-Free Fridge Freezer
HME6351
Fridge capacity: 187L
Fridge defrost: Automatic
Includes 4 glass shelves and audible alarm
Freezer capacity: 67L
Freezer defrost: Frost-free
Includes 3 compartments
2 year guarantee



Integrated 50/50 Fridge Freezers



LAMONA

Integrated 50/50 Frost-Free Fridge Freezer
LAM6251
Fridge capacity: 163L
Fridge defrost: Automatic
Includes 3 glass shelves and audible alarm
Freezer capacity: 91L
Freezer defrost: Frost-free
Includes 4 compartments
3 year guarantee



LAMONA

Integrated 50/50 Fridge Freezer
LAM6201
Fridge capacity: 163L
Fridge defrost: Automatic
Includes 4 glass shelves
Freezer capacity: 102L
Freezer defrost: Manual
Includes 4 compartments
3 year guarantee



Integrated 50/50 Fridge Freezers



Integrated 50/50 Fridge Freezer
HNF6203

Fridge capacity: 150L
Fridge defrost: Frost-free
Includes 3 glass shelves and
audible alarm

Freezer capacity: 100L
Freezer defrost: Frost-free
Includes 4 compartments

2 year guarantee



Integrated 50/50 Fridge Freezer
HBH6204

Fridge capacity: 150L
Fridge defrost: Frost-free
Includes 3 glass shelves and
audible alarm

Freezer capacity: 100L
Freezer defrost: Manual
Includes 4 compartments

2 year guarantee



Built-Under Integrated Fridges



LAMONA

Built-Under Integrated Fridge
with Freezer Box
LAM6050

Capacity: 107L
Fridge defrost: Automatic
Freezer defrost: Manual
Includes 2 glass shelves

3 year guarantee



LAMONA

Built-Under Integrated
Larder Fridge
LAM6000

Capacity: 130L
Defrost: Automatic
Includes 3 glass shelves
3 year guarantee



AEG

Built-Under Integrated
Larder Fridge
HAG6003*

Capacity: 133L
Defrost: Automatic
Includes 3 glass shelves
2 year guarantee



Built-Under Integrated
Larder Fridge
HBH6300

Capacity: 137L
Defrost: Automatic
Includes 3 glass shelves
2 year guarantee



Built-Under Integrated Freezers



LAMONA

Built-Under Integrated Freezer
LAM6401

Capacity: 94L
Defrost: Manual
Includes 3 compartments
3 year guarantee



AEG

Built-Under Integrated Freezer
HAG6403*

Capacity: 95L
Defrost: Manual
Includes 4 compartments
2 year guarantee



Built-Under Integrated Freezer
HBH6400

Capacity: 106L
Defrost: Manual
Includes 3 compartments
2 year guarantee



Freestanding Refrigeration



LAMONA

Freestanding 70/30 Retro
Fridge Freezer
FLM6304 Matte Black RH
FLM6306 Matte Black LH
Fridge capacity: 234L
Fridge defrost: Automatic
Includes 3 glass shelves
Freezer capacity: 107L
Freezer defrost: Manual
Includes 3 compartments
3 year guarantee



LAMONA

Freestanding 70/30 Retro
Fridge Freezer
FLM6305 Matte Cream RH
FLM6307 Matte Cream LH
Fridge capacity: 234L
Fridge defrost: Automatic
Includes 3 glass shelves
Freezer capacity: 107L
Freezer defrost: Manual
Includes 3 compartments
3 year guarantee



LAMONA

Freestanding 70/30 Black
Stainless Steel Fridge Freezer
FLM6351
Fridge capacity: 266L
Fridge defrost: Frost-free
Includes 4 glass shelves and
audible alarm
Freezer capacity: 101L
Freezer defrost: Frost-free
Includes 2 compartments
3 year guarantee



NEW



beko

Freestanding 50/50
Fridge Freezer
FBQ6206
Fridge capacity: 190L
Fridge defrost: Frost-free
Includes 3 glass shelves and
audible alarm
Freezer capacity: 134L
Freezer defrost: Frost-free
Includes 4 compartments
1 year guarantee



beko

Freestanding 50/50
Fridge Freezer
FBQ6205
Fridge capacity: 167L
Fridge defrost: Automatic
Includes 4 glass shelves
Freezer capacity: 119L
Freezer defrost: Manual
Includes 4 compartments
1 year guarantee



beko

Freestanding Under-Counter
Larder Fridge
FBQ6000
Fridge capacity: 128L
Defrost: Automatic
Includes 4 glass shelves
1 year guarantee



beko

Freestanding Under-Counter
Fridge with Ice Box
FBQ6051
Fridge capacity: 101L
Ice Box capacity: 13L
Fridge defrost: Automatic
Freezer defrost: Manual
Includes 2 glass shelves
1 year guarantee



Lamona 70/30 Freestanding Black Stainless Steel Fridge Freezer

Freestanding American Refrigeration



beko

Freestanding 76cm French Door Fridge Freezer
FBQ6150

Fridge capacity: 311L
Fridge defrost: Automatic
Includes 3 glass shelves and audible alarm

Freezer capacity: 174L
Freezer defrost: Frost-free
Includes 2 compartments

1 year guarantee plus 1 year when registered



beko

Freestanding 90cm Side-by-Side Fridge Freezer
FBQ6100

Fridge capacity: 368L
Fridge defrost: Automatic
Includes 5 glass shelves, 2 compartments and audible alarm

Freezer capacity: 212L
Freezer defrost: Frost-free
Includes 5 shelves and 2 compartments

1 year guarantee plus 1 year when registered



beko

Freestanding 90cm 4 Door Fridge Freezer
FBQ6101

Fridge capacity: 376L
Fridge defrost: Automatic
Includes 5 glass shelves and audible alarm

Freezer capacity: 165L
Freezer defrost: Frost-free
Includes 6 compartments

1 year guarantee plus 1 year when registered



Wine Coolers



LAMONA

Integrated 30cm Wine Cooler
LAM6913

Bottle capacity: 19
Includes 6 shelves and reversible door

3 year guarantee



LAMONA

Integrated 15cm Wine Cooler
LAM6904

Bottle capacity: 7
Includes 6 shelves and reversible door

3 year guarantee



BEFF

Integrated 60cm Wine Cooler
HNF6901

Bottle capacity: 44
Includes 4 shelves and reversible door

2 year guarantee



NEW



AEG

30cm Wine Cooler
HAG6901*

Bottle capacity: 20
Includes 6 shelves and adjustable feet
2 year guarantee



BOSCH

Integrated 30cm Wine Cooler
HBH6900

Bottle capacity: 21
Includes 3 shelves and reversible door
2 year guarantee



*Not available in Northern Ireland

Dishwashers

Choose a fully integrated or freestanding 60cm dishwasher to put an end to manual washing and drying.

- Large capacity models for big families
- Start delay functionality
- Eco-friendly programme settings
- Integrated models concealed behind a cabinet door
- Floor displays on selective models
- Height-adjustable baskets
- Top cutlery drawers available

60cm Fully Integrated Dishwashers



LAMONA

60cm Fully Integrated Dishwasher
LAM8676

8 Dishwasher programmes
6 Temperature settings
Place setting capacity: 15
Includes cutlery tray, cutlery basket, cycle progress floor display and 24 hour start delay function
Noise level: 46dB
3 year guarantee



LAMONA

60cm Fully Integrated Dishwasher
LAM8607

6 Dishwasher programmes
5 Temperature settings
Place setting capacity: 14
Includes height-adjustable upper basket, cutlery basket and 24 hour start delay function
Noise level: 46dB
3 year guarantee



Miele

60cm Fully Integrated Dishwasher
HME8601

5 Dishwasher programmes
6 Temperature settings
Place setting capacity: 14
Includes cutlery tray, height-adjustable upper basket and 24 hour start delay function
Noise level: 45dB
2 year guarantee



Miele

60cm Fully Integrated Dishwasher with Home Connect
HNF8605

8 Dishwasher programmes
6 Temperature settings
Place setting capacity: 14
Includes cutlery tray, time-left floor display, height-adjustable upper basket and 24 hour start delay function
Noise level: 42dB
2 year guarantee



Miele

60cm Fully Integrated Dishwasher
HNF8604

4 Dishwasher programmes
4 Temperature settings
Place setting capacity: 12
Includes cutlery basket, height-adjustable upper basket, cycle in progress floor display and 9 hour start delay function
Noise level: 48dB
2 year guarantee



AEG

60cm Fully Integrated Dishwasher
HAG8606*

7 Dishwasher programmes
3 Temperature settings
Place setting capacity: 14
Includes cutlery tray, height-adjustable upper basket, cycle in progress floor display and 24 hour start delay function
Noise level: 44dB
2 year guarantee



60cm Fully Integrated Dishwashers



AEG

60cm Fully Integrated Dishwasher HAG8607*

7 Dishwasher programmes
4 Temperature settings
Place setting capacity: 14
Includes cutlery tray, height-adjustable upper basket and cycle in progress floor display
Noise level: 44dB

2 year guarantee



AEG

60cm Fully Integrated Dishwasher HAG8604*

4 Dishwasher programmes
3 Temperature settings
Place setting capacity: 13
Includes height-adjustable upper basket, cutlery basket and 3 hour start delay function
Noise level: 46dB

2 year guarantee



BOSCH

60cm Fully Integrated Dishwasher HBH8608

4 Dishwasher programmes
4 Temperature settings
Place setting capacity: 12
Includes cutlery basket and cycle in progress floor display
Noise level: 48dB

2 year guarantee



BOSCH

60cm Fully Integrated Dishwasher HBH8610

6 Dishwasher programmes
5 Temperature settings
Place setting capacity: 13
Includes cutlery tray, height-adjustable upper basket, cycle in progress floor display and 24 hour start delay function
Noise level: 46dB

2 year guarantee



BOSCH

60cm Fully Integrated Dishwasher HBH8606

4 Dishwasher programmes
4 Temperature settings
Place setting capacity: 12
Includes cutlery basket and cycle in progress floor display
Noise level: 48dB

2 year guarantee



ZANUSSI

60cm Fully Integrated Dishwasher HZA8602*

6 Dishwasher programmes
3 Temperature settings
Place setting capacity: 14
Includes cutlery basket, height-adjustable upper basket and 3 hour start delay function
Noise level: 46dB

1 year guarantee



ZANUSSI

60cm Fully Integrated Dishwasher HZA8601*

5 Dishwasher programmes
3 Temperature settings
Place setting capacity: 13
Includes cutlery basket, height-adjustable upper basket and 3 hour start delay function
Noise level: 47dB

1 year guarantee



60cm Freestanding Dishwasher



beko

60cm Freestanding Dishwasher FBQ8606

8 Dishwasher programmes
6 Temperature settings
Place setting capacity: 16
Includes cutlery tray, height adjustable upper basket and 24 hour start delay function
Noise level: 44dB

1 year guarantee



beko

60cm Freestanding Dishwasher FBQ8605

4 Dishwasher programmes
4 Temperature settings
Place setting capacity: 13
Includes cutlery basket and 9 hour start delay function
Noise level: 49dB

1 year guarantee



Slimline Dishwashers

With all the functionality of a 60cm dishwasher, slimline dishwashers offer a great alternative when space is tight.

- Suited to smaller households
- Floor displays on selected models
- Eco-friendly programmes
- Height-adjustable baskets
- Top cutlery drawers available



LAMONA

45cm Fully Integrated Slimline Dishwasher LAM8376

8 Dishwasher programmes
5 Temperature settings
Place setting capacity: 11
Includes cutlery basket, cutlery tray, cycle in progress floor display and 24 hour start delay function
Noise level: 46dB

3 year guarantee



LAMONA

45cm Fully Integrated Slimline Dishwasher LAM8304

5 Dishwasher programmes
5 Temperature settings
Place setting capacity: 10
Includes cutlery basket and 24 hour start delay function
Noise level: 46dB

3 year guarantee



45cm Fully Integrated Slimline Dishwasher HNF8301

6 Dishwasher programmes
6 Temperature settings
Place setting capacity: 9
Includes cutlery basket, height-adjustable upper basket, cycle in progress floor display and 24 hour start delay function
Noise level: 46dB

2 year guarantee



AEG

45cm Fully Integrated Slimline Dishwasher HAG8304*

7 Dishwasher programmes
2 Temperature settings
Place setting capacity: 9
Includes cutlery basket, height-adjustable upper basket, cycle in progress floor display and 24 hour start delay function
Noise level: 46dB

2 year guarantee



BOSCH

45cm Fully Integrated Slimline Dishwasher HBH8302

4 Dishwasher programmes
4 Temperature settings
Place setting capacity: 9
Includes cutlery basket, height-adjustable upper basket and 9 hour start delay function
Noise level: 48dB

2 year guarantee



ZANUSSI

45cm Fully Integrated Slimline Dishwasher HZA8301*

5 Dishwasher programmes
3 Temperature settings
Place setting capacity: 9
Includes cutlery basket, height-adjustable upper basket and 3 hour start delay function
Noise level: 49dB

1 year guarantee



Laundry

Choose an integrated machine to conceal behind a cabinet door or a freestanding model to position anywhere in your home.

- **Eco-friendly programmes**
- **Large capacity models**
- **Washer dryers combine functionality to save space**
- **Integrated options that can be concealed**

Integrated Washing Machines



LAMONA

Integrated Washing Machine
LAM8777

Laundry load: 9kg
Spin speed: 1400rpm
15 Programmes, including
14 minute quick, handwash and
20°C economy
Noise level: 75dB

3 year guarantee



LAMONA

Integrated Washing Machine
LAM8776

Laundry load: 9kg
Spin speed: 1400rpm
15 Programmes, including
14 minute quick, handwash and
20°C economy
Noise level: 75dB

3 year guarantee



LAMONA

Integrated Washing Machine
LAM8740

Laundry load: 8kg
Spin speed: 1400rpm
15 Programmes, including
economy, quick and delicates
Noise level: 67dB

3 year guarantee



LAMONA

Integrated Washing Machine
LAM8720

Laundry load: 7kg
Spin speed: 1200rpm
15 Programmes, including
economy, and 12 minute quick
Noise level: 71dB

3 year guarantee



Integrated Washing Machine
HNF8704

Laundry load: 8kg
Spin speed: 1400rpm
15 Programmes, including
15 minute quick, delicates
mixed load
Noise level: 66dB

2 year guarantee



AEG

Integrated Washing Machine
HAG8701*

Laundry load: 7kg
Spin speed: 1400rpm
14 Programmes, including
20 minute quick, economy
and delicates
Noise level: 72dB

2 year guarantee



*Not available in Northern Ireland

Integrated Washing Machines



BOSCH
 Integrated Washing Machine
 HBH8702
 Laundry load: 8kg
 Spin speed: 1400rpm
16 Programmes, including
 15 minute quick, economy
 and mixed load
 Noise level: 66dB
2 year guarantee



ZANUSSI
 Integrated Washing Machine
 HZA8700*
 Laundry load: 7kg
 Spin speed: 1400rpm
13 Programmes, including
 economy, delicates and
 mixed load
 Noise level: 72dB
1 year guarantee



Integrated Washer Dryers



LAMONA
 Integrated Washer Dryer
 LAM8900
 Laundry load: 8kg wash / 5kg dry
 Spin speed: 1400rpm
15 Programmes, including
 30 minute quick,
 economy and delicates
 Drying type: Condenser
 Noise level: 73dB
3 year guarantee



AEG
 Integrated Washer Dryer
 HAG8901*
 Laundry load: 7kg wash / 4kg dry
 Spin speed: 1550rpm
14 Programmes, including
 60 minute, economy and
 easy iron
 Drying type: Condenser
 Noise level: 70dB
2 year guarantee



BOSCH
 Integrated Washer Dryer
 HBH8900
 Laundry load: 7kg wash / 4kg dry
 Spin speed: 1355rpm
14 Programmes, including
 economy and intensive
 Drying type: Condenser
 Noise level: 72dB
2 year guarantee



ZANUSSI
 Integrated Washer Dryer
 HZA8900*
 Laundry load: 7kg wash / 4kg dry
 Spin speed: 1600rpm
9 Programmes, including
 20 minute quick and handwash
 Drying type: Condenser
 Noise level: 70dB
1 year guarantee



Integrated Tumble Dryers



LAMONA
 Integrated Heat Pump
 Condenser Tumble Dryer
 LAM8877
 Laundry load: 6kg
15 Programmes, including
 extra dry
 Drying type: Condenser
 Water tank capacity: 5L
 Noise level: 67dB
 Energy rating: A+
3 year guarantee



LAMONA
 Integrated Heat Pump
 Condenser Tumble Dryer
 LAM8876
 Laundry load: 6kg
15 Programmes, including
 extra dry
 Drying type: Condenser
 Water tank capacity: 5L
 Noise level: 67dB
 Energy rating: A+
3 year guarantee

Freestanding Washing Machines



LAMONA

Freestanding Washing Machine
FLM8701

Laundry load: 8kg
Spin speed: 1400rpm
15 Programmes, including
20°C economy, 12 minute rapid
and delicates
Noise level: 74dB

3 year guarantee



Miele

Freestanding Washing Machine
FME8702

Laundry load: 9kg
Spin speed: 1400rpm
17 Programmes, including
economy, handwash
and delicates
Noise level: 72dB

2 year guarantee



Miele

Freestanding Washing Machine
FME8700

Laundry load: 8kg
Spin speed: 1400rpm
12 Programmes, including
economy, handwash
and delicates
Noise level: 70dB

2 year guarantee



EFF

Freestanding Washing Machine
FNF8700

Laundry load: 9kg
Spin speed: 1400rpm
14 Programmes, including
cottons, handwash
and delicates
Noise level: 72dB

2 year guarantee



NEW

Freestanding Washing Machine
FBQ8708

Laundry load: 9kg
Spin speed: 1400rpm
15 Programmes, including
cottons, handwash
and stain expert
Noise level: 75dB

1 year guarantee



beko

Freestanding Washing Machine
FBQ8707

Laundry load: 7kg
Spin speed: 1200rpm
15 Programmes, including
economy
Noise level: 76dB

1 year guarantee



Freestanding Washer Dryers



NEW

Freestanding Washer Dryer
FBQ8902

Laundry load: 9kg wash / 6kg dry
Spin speed: 1400rpm
15 Programmes, including
handwash and rinse
Noise level: 76dB

1 year guarantee



beko

Freestanding Washer Dryer
FBQ8901

Laundry load: 7kg wash / 4kg dry
Spin speed: 1200rpm
16 Programmes, including
handwash and pre-rinse
Drying type: Condenser
Noise level: 76dB

1 year guarantee



Freestanding Tumble Dryers



LAMONA

Freestanding Condenser Tumble Dryer
FLM8800
Laundry load: 8kg
15 Programmes, including
Drying type: Condenser
Noise level: 65dB
Energy rating: B
3 year guarantee



Miele

Freestanding Heat Pump Tumble Dryer
FME8802
Laundry load: 8kg
12 Programmes, including
slow spin and sports
Drying type: Heat pump
Noise level: 66dB
Energy rating: A+++
2 year guarantee



Miele

Freestanding Heat Pump Tumble Dryer
FME8800
Laundry load: 7kg
12 Programmes, including
Drying type: Heat pump
Noise level: 66dB
Energy rating: A++
2 year guarantee



Miele

Freestanding Tumble Dryer
FNF8800
Laundry load: 9kg
15 Programmes, including
wool
Drying type: Condenser
Noise level: 65dB
Energy rating: B
2 year guarantee



NEW

beko

Freestanding Heat Pump Tumble Dryer
FBQ8806
Laundry load: 9kg
15 Programmes, including
cottons and hygienic refresh
Drying type: Heat pump
Noise level: 64dB
Energy rating: A++
1 year guarantee



beko

Freestanding Condenser Tumble Dryer
FBQ8805
Laundry load: 7kg
15 Programmes, including
delicates and easy iron
Drying type: Condenser
Noise level: 65dB
Energy rating: B
1 year guarantee



Laundry Load

Drum capacity is an important feature to consider. Compact options are great for couples, or where space is limited. Larger drums will cater for large family households.

Flooring

Flooring brings comfort and style into your home and is a crucial part of any interior design. A variety of high-quality and durable options are available to suit any decor.





Wood Flooring

From page 290

Natural materials introduce an abundance of warmth and character to your home.

Vinyl Flooring

From page 292

Offers a stylish and practical choice for busy homes due to its hard-wearing properties.



Laminate Flooring

From page 300

Opt for low-maintenance laminate flooring for an authentic real wood appearance.

Howdens Engineered Real Wood and Solid Bamboo

Engineered flooring uses multiple layers of timber combined with an oak top layer. In addition to improved stability, real timber provides unique character and charm.

- **Each plank is unique**
- **Premium look and feel**
- **Can be sanded and re-finished**
- **Suitable for underfloor heating***
- **Environmentally friendly**
- **Easy to install**

Howdens Engineered Real Wood Flooring



Light White Oak 180mm Wide SDH3638 Pack size: 2.38m/sq
15 year residential guarantee



Oak 180mm Wide SDH3630 P Pack size: 2.38m/sq
15 year residential guarantee



Dark Oak 180mm Wide SDH3637 Pack size: 2.38m/sq
15 year residential guarantee



Light Grey Oak 180mm Wide SDH3636 Pack size: 2.77m/sq
15 year residential guarantee



Rustic Oak 130mm Wide SDH3612*1 Pack size: 2m/sq
20 year residential guarantee



Oak 3 Strip 207mm Wide SDH3220 F Pack size: 3.18m/sq
20 year residential guarantee

Howdens Solid Bamboo Flooring



Solid Bamboo 125mm Wide SDH2300+ Pack size: 1.39m/sq
25 year structural guarantee, 5 year finish and wear guarantee

†Subject to availability. *Discuss your flooring choice with your underfloor heating supplier to understand which system is best
*1A rustic grade and will have visible filled knots and cracks.

Tenacity Engineered Stone

Tenacity engineered stone tiles offer strength, durability and sustainability; a must have for busy kitchens.

- **Waterproof**
- **Made from sustainably sourced mineral compound**
- **Built-in underlay made from 100% recycled ocean plastics**
- **Integrated underlay saves fitting time**
- **No adhesives or grouting required**
- **Suitable for underfloor heating***



Tenacity Engineered Stone Tiles



Light Grey SDH3623† Pack size: 2.131m/sq
30 year residential guarantee, 15 year commercial guarantee



Mid Grey SDH3622† Pack size: 2.131m/sq
30 year residential guarantee, 15 year commercial guarantee



Black SDH3621† Pack size: 2.131m/sq
30 year residential guarantee, 15 year commercial guarantee



Light Grey Tenacity Engineered Stone Tiles

Howdens Rigid Luxury Vinyl

Our rigid luxury flooring is available in a choice of colours and styles, recreating the look of natural materials.

- **Decorative top layer gives an authentic real wood look and feel**
- **Quartz enhanced coating for extra resistance**
- **100% Waterproof**
- **Can be used in high heat areas like conservatories**
- **Suitable for underfloor heating***

Howdens Rigid Luxury Vinyl XL Flooring



Polar Oak SDH3850 Pack size: 2.07m/sq
30 year residential guarantee, 15 year commercial guarantee



Vanilla Oak SDH3852 Pack size: 2.07m/sq
30 year residential guarantee, 15 year commercial guarantee



Golden Oak SDH3853 Pack size: 2.07m/sq
30 year residential guarantee, 15 year commercial guarantee



Harbour Grey Oak SDH3851 Pack size: 2.07m/sq
30 year residential guarantee, 15 year commercial guarantee

Howdens Rigid Luxury Vinyl Tiles



Dove Grey SDH3703 Pack size: 2.34m/sq
30 year residential guarantee, 15 year commercial guarantee



Graphite SDH3704 Pack size: 2.34m/sq
30 year residential guarantee, 15 year commercial guarantee



Ivory SDH3705 Pack size: 2.34m/sq
30 year residential guarantee, 15 year commercial guarantee

Howdens Rigid Luxury Vinyl Flooring



Classic Light Oak SDH3696 Pack size: 2.2m/sq
30 year residential guarantee, 15 year commercial guarantee



Timeless Oak SDH3690 Pack size: 2.2m/sq
30 year residential guarantee, 15 year commercial guarantee



Rustic Oak SDH3701 Pack size: 1.9m/sq
30 year residential guarantee, 15 year commercial guarantee



Silver Grey SDH3697 Pack size: 2.2m/sq
30 year residential guarantee, 15 year commercial guarantee



Pearl Grey Oak SDH3691 Pack size: 2.2m/sq
30 year residential guarantee, 15 year commercial guarantee



Mid Grey Oak SDH3702 Pack size: 2.2m/sq
30 year residential guarantee, 15 year commercial guarantee



Feather Grey Oak SDH3692 Pack size: 2.2m/sq
30 year residential guarantee, 15 year commercial guarantee



Harbour Grey Howdens Rigid Vinyl XL Flooring

Integrated Underlay


The integrated cork underlay and longer, wider size of these XL planks provides a sustainable yet premium addition to your home.

Howdens Herringbone Luxury Rigid Vinyl

This modern and versatile flooring solution can be laid in various ways to suit the style of your space.

- **100% Waterproof**
- **Scratch-resistant and hard-wearing**
- **Pre-attached underlay**
- **Can be used with underfloor heating***
- **Suitable for use in high-heat areas such as conservatories**

Howdens Herringbone Luxury Rigid Vinyl Flooring



Pearl Grey Oak Herringbone SDH3741 Pack size: 1.967m/sq
30 year residential guarantee, 15 year commercial guarantee




Timeless Oak Herringbone SDH3740 Pack size: 1.967m/sq
30 year residential guarantee, 15 year commercial guarantee



Frosted Oak Herringbone SDH3742 Pack size: 1.967m/sq
30 year residential guarantee, 15 year commercial guarantee

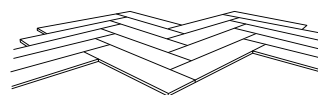


Vanilla Oak Herringbone SDH3743 Pack size: 1.967m/sq
30 year residential guarantee, 15 year commercial guarantee



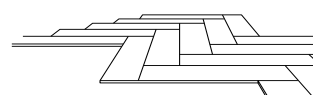
Nature Oak Herringbone SDH3744 Pack size: 1.967m/sq
30 year residential guarantee, 15 year commercial guarantee

Can be laid in 3 different ways



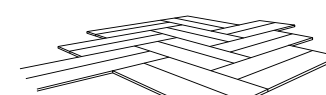
Herringbone Traditional

This is the classic laying pattern for Herringbone, favoured for its elegant, timeless look.



Herringbone Diagonal

A slight twist on the classic Herringbone that helps to add depth to any room.



Double Herringbone

A subtle variation on the more traditional Herringbone style, ideal for large open areas.

*Underfloor heating system must be embedded in screed and not exceed 27°C



Frosted Oak Herringbone Luxury Rigid Vinyl Flooring

Soft on Your Feet

With an iconic angular pattern, herringbone flooring is a great way to add a premium touch to any room. Different styles can be achieved using these rectangular panels whether it is a contemporary scheme with a traditional twist or a co-ordinated look in various rooms.

For more ideas, search 'flooring' on [howdens.com](https://www.howdens.com)

Quick-Step Rigid Vinyl

Available in a vast choice of colours and styles, a popular choice for families with pets and children.

- **Waterproof**
- **Ultra-strong core and unique top layer protects against wear and stains**
- **Easy to clean, low maintenance option**
- **Compatible with underfloor heating***



Quick-Step Rigid Vinyl



Honey Oak SDH2423 Pack size: 1.87m/sq
25 year residential guarantee, 5 year commercial guarantee



Amber Oak SDH2424 Pack size: 1.87m/sq
25 year residential guarantee, 5 year commercial guarantee



Storm Grey Oak SDH2425 Pack size: 1.87m/sq
25 year residential guarantee, 5 year commercial guarantee



Quick-Step Amber Oak Rigid Vinyl Flooring

†Subject to availability. *Underfloor heating system must be embedded in screed and not exceed 27°C

Howdens Luxury Vinyl

With its textured surface giving an authentic wood or tile effect, this flooring provides a great choice for your home.

- **Micro-bevelled edge creates a streamlined look**
- **100% Waterproof**
- **Easy to maintain**
- **Suitable for underfloor heating***

Howdens Luxury Vinyl Flooring



White Wash Oak SDH3673† Pack size: 2.01m/sq
20 year residential guarantee, 10 year commercial guarantee



Pale Oak SDH3671 Pack size: 2.01m/sq
20 year residential guarantee, 10 year commercial guarantee



Honey Oak SDH3672 Pack size: 2.01m/sq
20 year residential guarantee, 10 year commercial guarantee



Grey Wash Oak SDH3674† Pack size: 2.01m/sq
20 year residential guarantee, 10 year commercial guarantee



Grey Oak SDH3675 Pack size: 2.01m/sq
20 year residential guarantee, 10 year commercial guarantee

Howdens Luxury Vinyl Tiles



Pumice Grey SDH3776† Pack size: 1.99m/sq
20 year residential guarantee, commercial warranty available on request



Mineral Grey SDH3777† Pack size: 1.99m/sq
20 year residential guarantee, commercial warranty available on request

Quick-Step Livyn Vinyl

Quick-Step Livyn vinyl is available in wood or tile effect, providing a textured surface to enhance the look and feel of your flooring.

- **100% Waterproof**
- **Suitable for underfloor heating***
- **Scratch and stain-resistant**



Quick-Step Livyn Vinyl Flooring



Light Oak SDH3685 Pack size: 2.105m/sq
20 year residential guarantee, commercial warranty available on request



Chestnut SDH3683 Pack size: 2.105m/sq
20 year residential guarantee, commercial warranty available on request



Natural Oak SDH3680 Pack size: 2.105m/sq
20 year residential guarantee, commercial warranty available on request



Dark Brown Oak SDH3684 Pack size: 2.105m/sq
20 year residential guarantee, commercial warranty available on request



Beige Oak SDH3689 Pack size: 2.105m/sq
20 year residential guarantee, commercial warranty available on request



Light Grey Oak SDH3681 Pack size: 2.105m/sq
20 year residential guarantee, commercial warranty available on request



Dark Grey Oak SDH3682 Pack size: 2.105m/sq
20 year residential guarantee, commercial warranty available on request

Quick-Step Livyn Vinyl Tiles



Marble SDH3693 Pack size: 2.08m/sq
20 year residential guarantee, commercial warranty available
on request



Grey Travertine SDH3688 Pack size: 2.08m/sq
20 year residential guarantee, commercial warranty available
on request



Black Slate SDH3686 Pack size: 2.08m/sq
20 year residential guarantee, commercial warranty available
on request



Black Slate Quick-Step Livyn Vinyl Tiles

Quick-Step Hydro Laminate

Combining style and functionality, the textured surface of this flooring creates the look and feel of wooden planks whilst being moisture-resistant, hard-wearing and easy to maintain.

- **Water-resistant surface***
- **Easy to maintain**
- **Suitable for underfloor heating*¹**



Quick-Step Hydro Laminate Flooring



Oak SDH2402
25 year structural guarantee, commercial warranty available on request
Pack size: 1.83m/sq



Light Grey SDH2403
25 year structural guarantee, commercial warranty available on request
Pack size: 1.83m/sq



Dark Grey SDH2404
25 year structural guarantee, commercial warranty available on request
Pack size: 1.83m/sq



Light Oak SDH2420
25 year structural guarantee, commercial warranty available on request
Pack size: 1.83m/sq



Light Grey Quick-Step Hydro Laminate Flooring

*100% waterproof construction only if fitted using Quick-Step Hydrokit Sealant and PE Foam

*¹Discuss your flooring choice with your underfloor heating supplier to understand which system is best for your flooring



Howdens Premium 12mm and Chevron Laminate

A truly authentic real wood appearance in plank and chevron options.

- **Real wood effect with textured surface to give an authentic look**
- **Hard-wearing**
- **Fast fitting system saves time and money**
- **Suitable for underfloor heating***

Howdens Premium 12mm Laminate Flooring



Elegant Oak SDH3647 **UK**
30 year residential guarantee
5 year heavy commercial guarantee

Pack size: 1.33m/sq



Silver Grey Oak SDH3648 **UK**
30 year residential guarantee
5 year heavy commercial guarantee

Pack size: 1.33m/sq



Dark Grey Oak SDH3616 **UK F**
30 year residential guarantee
5 year heavy commercial guarantee

Pack size: 1.48m/sq



Pewter Grey Oak SDH3604 **UK**
30 year residential guarantee
5 year heavy commercial guarantee

Pack size: 1.29m/sq



Rustic Oak SDH3617 **UK F**
30 year residential guarantee
5 year heavy commercial guarantee

Pack size: 1.48m/sq



Loft Oak SDH3618 **UK**
30 year residential guarantee
5 year heavy commercial guarantee

Pack size: 1.48m/sq

Chevron Laminate Flooring



Light Oak SDH3613 **P**
30 year residential finish and wear guarantee
5 year medium to heavy commercial guarantee

Pack size: 2.53m/sq



Oak SDH3614 **P**
30 year residential finish and wear guarantee
5 year medium to heavy commercial guarantee

Pack size: 2.53m/sq

*Discuss your flooring choice with your underfloor heating supplier to understand which system is best for your flooring



Howdens 8mm Laminate

Available in 10 designs,
create a realistic wood effect
with this laminate flooring in
your home.

- **Hard-wearing**
- **Bevelled edges create an authentic timber effect**
- **Easy to maintain**
- **Suitable for underfloor heating***

Howdens 8mm Laminate Flooring



Rustic Chestnut Oak SDH3581 **UK** Pack size: 2.22m/sq
20 year finish and wear guarantee
5 year medium to heavy commercial guarantee



Tawny Chestnut Oak SDH3583 **UK F** Pack size: 2.22m/sq
20 year finish and wear guarantee
5 year medium commercial guarantee



Oak SDH3609 **F** Pack size: 2.22m/sq
20 year finish and wear guarantee
5 year medium commercial guarantee



Light Oak SDH3607 **UK F** Pack size: 2.22m/sq
20 year finish and wear guarantee
5 year medium commercial guarantee



White Washed Oak SDH3608 **UK F** Pack size: 2.22m/sq
20 year finish and wear guarantee
5 year medium commercial guarantee



Light Grey Oak SDH3578 **UK F** Pack size: 2.22m/sq
20 year finish and wear guarantee
5 year medium commercial guarantee



Hickory SDH3575 **UK F** Pack size: 2.22m/sq
20 year finish and wear guarantee
5 year medium commercial guarantee



Dark Grey Oak SDH3582 **UK** Pack size: 2.22m/sq
20 year finish and wear guarantee
5 year medium commercial guarantee



Grey Oak SDH3591 **UK**
20 year finish and wear guarantee
5 year medium commercial guarantee

Pack size: 2.22m/sq



Sterling Oak SDH3724
20 year finish and wear guarantee
5 year medium commercial guarantee

Pack size: 1.99m/sq



Sterling Oak Howdens 8mm Laminate Flooring

Wooden Tones

This 8mm thick laminate flooring provides a truly authentic real wood appearance. The embossed surface brings the planks to life, whilst the 20 year guarantee gives you peace of mind.

We Pride Ourselves on Exceptional Quality and Standards



Product Testing

At Howdens, our expert team execute rigorous product testing, providing peace of mind for you and your builder.

We ensure that when you welcome a Howdens kitchen into your home, it's certain to thrive in everyday use.

Strength and Stability

Our surfaces stand up to household stains, and our kitchen furniture withstands excessive moisture and steam. Extensive testing means we can provide a 25 year guarantee for every kitchen cabinet. That's why when you choose a Howdens kitchen, you can be confident that the quality will last and look great for years to come.

Our Guarantees and Accreditations

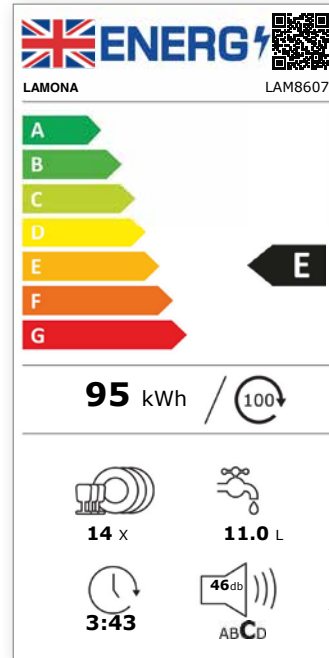
We are proud to be recognised for our quality, reliability and sustainability. We constantly strive to develop the latest technological innovations in order to provide cutting-edge, energy-efficient products.

For more information about our standards and accreditations visit:
www.howdens.com/help-and-advice/aftersales/guarantee-terms-and-conditions

Energy Label Rating

Improvements in energy saving technology over the last 10 years has driven the revision of energy labels; making it easier for you to compare products and real-life household usage.

Designed to be easy to understand, current and new appliances will be rated simply from A-G, with the view that the new highly efficient A energy rating drives future product development.



@dustsheets_and_decor

Read what our customers think



Rated Excellent*
Over 25,000* reviews

Trustpilot is an independent review website open to everyone. Search online for **Howdens Trustpilot**

*Rating and number of reviews correct as of April 2022

Howdens Around the Home



UTILITY ROOMS

Creating a space to carry out household chores is the main advantage of having a utility room, whether for washing, feeding pets, or preparing houseplants.

For more ideas, search 'utility rooms' on howdens.com



HOME OFFICE

Whether working from home or needing a place to study, set the right mood to concentrate. Add cabinetry to achieve a tidy space, with plenty of colours, finishes and styles to shape a unique look.


For more ideas, search 'home offices' on howdens.com



WALL PANELLING

Introduce heritage style to a space with wall panelling mouldings.

For more ideas, search 'wall panelling' on howdens.com



DOORS

Doors are the main focus when entering a home or office. These can be external, internal or a way of providing privacy, warmth, and a sense of quiet.

For more ideas, search 'doors' on howdens.com



Sustainability matters to us.

We look after our people and care about the communities that surround us.



We're working towards being the UK's leading responsible kitchen business.

Community and Charity Partnerships

We support **2,500** national charities, and in 2021 we donated **£1.1 million** to local communities across the UK.

In 2021, we donated over **£80,000** to Leonard Cheshire by fitting **free kitchens** in their care homes across the UK.

In 2020, our colleagues donated over **£200,000** via Payroll Giving.

We recently received the Charities Aid Foundation Gold Award to acknowledge our contributions.

Supply Chain and Environment

We are on target to increase the energy use efficiency in our distribution fleet by **7% by 2023**.

In 2021, we converted **13,750 tonnes** of sawdust from our manufacturing process into enough energy to power **11,000 homes**.



We have planted 2,750 saplings at a site in Hull as part of our sponsorship of the Queen's Green Canopy.

Sustainable Product and Packaging

35% of the wood content used to make our chipboard is **recycled**.

We are proud to have achieved carbon neutral manufacturing in 2021.



**WORLD
LAND
TRUST™**

www.carbonbalancedpaper.com
CBP012320

We use carbon balanced paper in our brochures which offsets the emissions generated in production.

Our
cardboard
packaging is
100%
recyclable

More than **90%** of the material used to make our cabinets is **recyclable**.

Our cabinet legs are made from recycled plastic, and are recyclable at end of life.

Our laminate worktops are made using chipboard with a recycled content.



The mark of
responsible forestry



100%
of the timber products
made by us are FSC®
or PEFC™ certified

Design your Dream Kitchen

A quick reference guide of our kitchen collections, styles, finishes and colours.



Paintable Kitchens

Elmbridge, Chilcomb and Chelford ranges are available in paintable options. The doors can be painted or sprayed by your builder in any colour to personalise your kitchen.

Elmbridge - Timber and Veneer Finish, 20mm Door Thickness

Available in: Shaker, In-Frame and Paintable



Porcelain Page 14 Pebble Page 20 Dove Grey Page 22 Dusk Blue Page 26 Navy Page 28 Sage Green Page 30

Chilcomb - Timber and Veneer Finish, 20mm Door Thickness

Available in: Shaker, Handleless, In-Frame and Paintable




Porcelain Page 34 Pebble Page 38 Dove Grey Page 40 Charcoal Page 44 Dusk Blue Page 46 Navy Page 50 Sage Green Page 54 Reed Green Page 56

Hockley - Mirror Gloss, Super Matt and Textures Finishes, 18mm Door Thickness

Available in: Slab, Handleless and In-Frame*



White Page 60 Mirror Gloss Super Matt Sandstone Page 64 Mirror Gloss Super Matt Dove Grey Page 68 Mirror Gloss Super Matt Slate Grey Page 72 Mirror Gloss Super Matt Charcoal Page 76 Mirror Gloss Super Matt Marine Blue Page 78 Super Matt



Navy Page 80 Super Matt Reed Green Page 82 Super Matt Garnet Red Page 84 Super Matt Concrete Page 86 Textures Dark Stone Page 86 Textures

*Available in Super Matt only

Fairford - Wood-Grain Effect Finish, 19mm Door Thickness

Available in: Shaker



Porcelain Page 92 Pebble Page 92 Dove Grey Page 94 Slate Grey Page 96 Charcoal Page 96 Dusk Blue Page 98 Navy Page 100 Sage Green Page 102

Chelford - Matt Finish, 19mm Door Thickness

Available in: Shaker and Handleless



White Page 106 Ivory Page 108 Pebble Page 108 Dove Grey Page 110 Slate Grey Page 110 Charcoal Page 112 Dusk Blue Page 114



Navy Page 116 Fir Green Page 118

Only Chelford White doors are paintable in this range

Clerkenwell - Gloss and Super Matt Finishes, 19mm Door Thickness

Available in: J-Pull



White Page 122 Gloss Super Matt Sandstone Page 124 Gloss Super Matt Dove Grey Page 126 Gloss NEW Super Matt Slate Grey Page 128 Gloss Super Matt Charcoal Page 128 Gloss Super Matt Marine Blue Page 130 Super Matt Navy Page 132 Super Matt

Allendale - Wood-Grain Effect Finish, 16mm Door Thickness

Available in: Shaker



Antique White Page 138 Dove Grey Page 140 Slate Grey Page 140 Navy Page 142

Witney - Matt Finish, 16mm Door Thickness

Available in: Shaker




White Page 146 Dove Grey Page 148 Slate Grey Page 148

Greenwich - Gloss, Matt and Super Matt Finishes, 15mm/16mm Door Thickness

Available in: Slab and Handleless



White Page 152 Gloss Matt Super Matt Sandstone Page 154 Gloss Matt Dove Grey Page 156 Gloss Matt Slate Grey Page 158 Gloss Matt Charcoal Page 160 Matt NEW Navy Page 162 Matt



Light Grey Oak Page 164 Matt Natural Oak Page 164 Matt

Find Your Local Howdens

With over 750 depots in the UK, you can be sure of a local team who pride themselves on great relationships and service.

All our depots have friendly, experienced designers on-hand to design your new kitchen with you and your builder.

To find your nearest depot, visit www.howdens.com/find-a-depot





PEFC: All Hockley Mirror Gloss kitchen doors have PEFC® certification with the exception of decorative accessories, which are made of FSC® certified materials.

FSC: Elmbridge, Chilcomb, Hockley Super Matt, Fairford, Chelford, Clerkenwell, Allendale, Witney and Greenwich kitchen doors and cabinets are made of FSC® certified materials.

The exceptions are:

- Greenwich Matt curved corner post caps and framed decor cabinet options in Light Grey Oak and White
- Greenwich Gloss White curved doors, curved plinths, curved corner post caps and framed decor cabinet options in Light Grey Oak and White
- Clerkenwell Gloss White curved plinths
- Clerkenwell Gloss Graphite edging packs
- Fairford framed decor cabinet options
- Chelford Dove Grey, Slate Grey and Navy edging packs



To see our pricing policy, please visit www.howdens.com/help-and-advice/buying-from-us/our-pricing

To see our aftersales policy, please visit www.howdens.com/help-and-advice/aftersales

June 2022 ISSUE (XBR8084)

Howden Joinery Ltd, First Floor, 40 Portman Square, London, W1H 6LT
Registered in England 526923
www.howdens.com

Product information correct at the time of publication in June 2022.

The company has a policy of continuous product development and reserves the right to change any products and specification given in this brochure. Subject to the Terms and Conditions of Trading, a copy of the Howdens Joinery Terms and Conditions is available on request. Photography is for illustration purposes only, some products may differ from those shown.

The colours in this brochure are as accurate as printing processes allow. Natural wood products may vary slightly in tone. Many of the kitchens used in the photography of this brochure have been donated to local community projects.

Copyright © 2022 Howden Joinery Ltd. All rights reserved.

Front cover: Elmbridge Sage Green and Porcelain

Back cover: Hockley Super Matt Garnet Red and Charcoal handleless



